



























# RexXer EVO Professional

## Serial Programming Application List - Supported Models

Release: July 2018 - © by RexXer Tuning GmbH












































		Marke/Brand	Modell	Motor	HP	ECU brand	ECU Typ	Kabel/Cabel
		APRILIA	ATLANTIC 250	250 i.e.	23	Magneti Marelli	IAW 15P	ZU-RV09E
		APRILIA	ATLANTIC 250	250 i.e.	23	Magneti Marelli	MIU 32MIU1.E	ZU-RV09E
		APRILIA	ATLANTIC 400	400 i.e.	34	Magneti Marelli	IAW 15P	ZU-RV09E
		APRILIA	ATLANTIC 400	400 i.e. Sprint	34	Magneti Marelli	IAW 15P	ZU-RV09E
		APRILIA	ATLANTIC 400	400 i.e. Sprint	34	Magneti Marelli	MIU 32MIU1.E	ZU-RV09E
		APRILIA	ATLANTIC 500	500 i.e.	34	Magneti Marelli	IAW 15P	ZU-RV09E
		APRILIA	ATLANTIC 500	500 i.e. Sprint	34	Magneti Marelli	IAW 15P	ZU-RV09E
		APRILIA	CAPONORD	1200 ABS **	123	Magneti Marelli	IAW 7SM	ZU-RV09E
		APRILIA	CAPONORD	1200 ABS Rally Raid **	123	Magneti Marelli	IAW 7SM	ZU-RV09E
		APRILIA	CAPONORD	1200 ABS Travel Pack **	123	Magneti Marelli	IAW 7SM	ZU-RV09E
		APRILIA	DORSODURO	1200 ABS	129	Magneti Marelli	IAW 7SM.A3	ZU-RV09E
		APRILIA	DORSODURO	750 ABS	94	Magneti Marelli	IAW 5DM	ZU-RV09E
		APRILIA	DORSODURO	750 Factory	94	Magneti Marelli	IAW 5DM	ZU-RV09E
		APRILIA	DORSODURO	750 Factory ABS	94	Magneti Marelli	IAW 5DM	ZU-RV09E
		APRILIA	MANA	850	75	Magneti Marelli	IAW 5AM	ZU-RV09E
		APRILIA	MANA	850 GT ABS	75	Magneti Marelli	IAW 5AM	ZU-RV09E
		APRILIA	RS4	125	15	Magneti Marelli	MIU G3 32M3G1	ZU-RV09E
		APRILIA	RSV	1000 R Factory ****	137	Siemens	MSE3.7	ZU-RV08E
		APRILIA	RSV	1000 R Factory ****	141	Siemens	MSE3.7	ZU-RV08E
		APRILIA	RSV4	Factory	177	Magneti Marelli	IAW 7SM	ZU-RV09E
		APRILIA	RSV4	Factory APRC ABS	181	Magneti Marelli	IAW 7SM	ZU-RV09E
		APRILIA	RSV4	R	177	Magneti Marelli	IAW 7SM	ZU-RV09E
		APRILIA	RSV4	RF ABS	198	Magneti Marelli	IAW 7SM	ZU-RV09E
		APRILIA	RSV4	RFW	198	Magneti Marelli	IAW 7SM	ZU-RV09E
		APRILIA	RSV4	RR ABS	198	Magneti Marelli	IAW 7SM	ZU-RV09E




















































		Marke/Brand	Modell	Motor	HP	ECU brand	ECU Typ	Kabel/Cabel
		APRILIA	RSV4	RR APRC ABS	181	Magneti Marelli	IAW 7SM	ZU-RV09E
		APRILIA	RSV4	RR/RF Euro4	201	Magneti Marelli	IAW 7SM	ZU-RV09E
		APRILIA	SCARABEO	400	24	Magneti Marelli	IAW 15P	ZU-RV09E
		APRILIA	SCARABEO	500	32	Magneti Marelli	IAW 15P	ZU-RV09E
		APRILIA	SCARABEO	125 i.e.	15	Magneti Marelli	MIU 32MIU1.E	ZU-RV09E
		APRILIA	SCARABEO	200 i.e.	19	Magneti Marelli	MIU 32MIU1.E	ZU-RV09E
		APRILIA	SCARABEO	250 i.e.	21	Magneti Marelli	MIU 32MIU1.E	ZU-RV09E
		APRILIA	SCARABEO	300 i.e. Special	21	Magneti Marelli	MIU 32MIU1.E	ZU-RV09E
		APRILIA	SCARABEO	500 GT ABS	32	Magneti Marelli	MIU 32MIU1.E	ZU-RV09E
		APRILIA	SHIVER	750	94	Magneti Marelli	IAW 5DM	ZU-RV09E
		APRILIA	SHIVER	750 ABS	94	Magneti Marelli	IAW 5DM	ZU-RV09E
		APRILIA	SHIVER	750 GT	94	Magneti Marelli	IAW 5DM	ZU-RV09E
		APRILIA	SHIVER	750 GT ABS	94	Magneti Marelli	IAW 5DM	ZU-RV09E
		APRILIA	SPORTCITY	250 i.e.	21	Magneti Marelli	MIU 32MIU1.E	ZU-RV09E
		APRILIA	SPORTCITY CUBE	125 i.e.	15	Magneti Marelli	MIU 32MIU1.E	ZU-RV09E
		APRILIA	SPORTCITY CUBE	300 i.e.	21	Magneti Marelli	MIU 32MIU1.E	ZU-RV09E
		APRILIA	SPORTCITY STREET	300 i.e.	21	Magneti Marelli	MIU 32MIU1.E	ZU-RV09E
		APRILIA	SRV	850	75	Magneti Marelli	IAW 5AM	ZU-RV09E
		APRILIA	SRV	850 ABS	75	Magneti Marelli	IAW 5AM	ZU-RV09E
		APRILIA	TUONO	1000 ****	129	Siemens	MSE3.7	ZU-RV09E
		APRILIA	TUONO	1000 R ****	129	Siemens	MSE3.7	ZU-RV08E
		APRILIA	TUONO	1000 R Factory ****	129	Siemens	MSE3.7	ZU-RV09E
		APRILIA	TUONO	V4 R	168	Magneti Marelli	IAW 7SM	ZU-RV09E
		APRILIA	TUONO	V4 R APRC	168	Magneti Marelli	IAW 7SM	ZU-RV09E
		APRILIA	TUONO	V4 1100 RR EU4	175	Magneti Marelli	IAW 7SM	ZU-RV09E

\*\*\*\*ACHTUNG: Für ältere Aprilia Modelle, welche mit einer Siemens ECU ausgestattet sind müssen Sie das serielle Anschlusskabel ZU-RV09E mit der plus und minus Krokodilklemme verwenden! Ein veraltetes Anschlusskabel mit nur einer plus Krokodilklemme dürfen Sie auf keinen Fall verwenden! Dadurch verursachen Sie einen Kurzschluss im RexXer und zerstören damit das Gerät. Die Gewährleistung des RexXers erlischt dadurch ebenfalls. / ATTENTION: For older Aprilia models equipped by a Siemens ECU you have to use the serial Cable ZU-RV09E with positive and negative Alligator clamp! In case you have a cable with only a positive Alligator clamp, you can't use it! It will cause a short-circuit and the board of the RexXer will be damaged! It will also invalidate the warranty.

		Marke/Brand	Modell	Motor	HP	ECU brand	ECU Typ	Kabel/Cabel
		BENELLI	ADIVA	AD 250	21	Magneti Marelli	IAW 32MIU 1	ZU-RV09E
		BMW MOTORRAD	F 650 (K72)	F 650 GS (06-12)	50	Bosch	ME9.2.0 BMS-KP	ZU-RV10E
		BMW MOTORRAD	F 700 (K70)	F 700 GS (11-13)	74	Bosch	ME9.2.0 BMS-KP	ZU-RV10E
		BMW MOTORRAD	F 700 (K70)	F 700 GS (14-17)	74	Bosch	ME17.2.4 BMS-MP	In-House Service
		BMW MOTORRAD	F 800 (K72)	F 800 GS (06-13)	84	Bosch	ME9.2.0 BMS-KP	ZU-RV10E
		BMW MOTORRAD	F 800 (K72)	F 800 GS (14-17)	84	Bosch	ME17.2.4 BMS-MP	In-House Service
		BMW MOTORRAD	F 800 (K75)	F 800 GS Adventure (12-14)	84	Bosch	ME9.2.0 BMS-KP	ZU-RV10E
		BMW MOTORRAD	F 800 (K75)	F 800 GS Adventure (15-17)	84	Bosch	ME17.2.4 BMS-MP	In-House Service
		BMW MOTORRAD	F 800 (K71)	F 800 GT (11-14)	89	Bosch	ME9.2.0 BMS-KP	ZU-RV10E
		BMW MOTORRAD	F 800 (K71)	F 800 GT (15-17)	89	Bosch	ME17.2.4 BMS-MP	In-House Service
		BMW MOTORRAD	F 800 (K73)	F 800 R (05-14)	86	Bosch	ME9.2.0 BMS-KP	ZU-RV10E
		BMW MOTORRAD	F 800 (K73)	F 800 R (15-16)	86	Bosch	ME17.2.4 BMS-MP	In-House Service
		BMW MOTORRAD	F 800 (K71)	F 800 S (04-08)	84	Bosch	ME9.2.0 BMS-KP	ZU-RV10E
		BMW MOTORRAD	F 800 (K71)	F 800 ST (04-12)	93	Bosch	ME9.2.0 BMS-KP	ZU-RV10E
		BMW MOTORRAD	G 650 (R13)	G 650 GS Sertao (10-14)	47	Bosch	ME9.2.0 BMS-KP	ZU-RV10E
		BMW MOTORRAD	G 650 (K15)	G 650 Xchallenge (06-07)	52	Bosch	ME9.2.0 BMS-KP	ZU-RV10E
		BMW MOTORRAD	G 650 (K15)	G 650 Xcountry (06-07)	52	Bosch	ME9.2.0 BMS-KP	ZU-RV10E
		BMW MOTORRAD	G 650 (K15)	G 650 Xmoto (06-07)	52	Bosch	ME9.2.0 BMS-KP	ZU-RV10E
		BMW MOTORRAD	HP2 (K25)	HP2 Enduro (04-06)	103	Bosch	ME9.2.0 BMS-KP	ZU-RV10E
		BMW MOTORRAD	HP2 (K25)	HP2 Megamoto (06-08)	103	Bosch	ME9.2.0 BMS-KP	ZU-RV10E
		BMW MOTORRAD	HP2 (K29)	HP2 Sport (07-10)	131	Bosch	ME9.2.0 BMS-KP	ZU-RV10E
		BMW MOTORRAD	HP4 (K42)	HP4 Sport (11-14)	190	Bosch	ME9.2.0 BMS-KP	ZU-RV10E
		BMW MOTORRAD	K 1200 (K43)	K 1200 R (04-08)	109	Bosch	ME9.2.0 BMS-KP	ZU-RV10E
		BMW MOTORRAD	K 1200 (K43)	K 1200 R Sport (05-07)	109	Bosch	ME9.2.0 BMS-KP	ZU-RV10E
		BMW MOTORRAD	K 1200 (K40)	K 1200 S (03-08)	121	Bosch	ME9.2.0 BMS-KP	ZU-RV10E
		BMW MOTORRAD	K 1300 (K44)	K 1300 GT (07-10)	158	Bosch	ME9.2.0 BMS-KP	ZU-RV10E
		BMW MOTORRAD	K 1300 (K43)	K 1300 R (07-12)	170	Bosch	ME9.2.0 BMS-KP	ZU-RV10E
		BMW MOTORRAD	K 1300 (K40)	K 1300 S (07-15)	173	Bosch	ME9.2.0 BMS-KP	ZU-RV10E
		BMW MOTORRAD	K 1600 (K61)	K 1600 Bagger (2017)	158	Bosch	ME17.2.4 BMS-MP	In-House Service
		BMW MOTORRAD	K1600 (K48)	K 1600 GT (10-14)	158	Bosch	ME17.2 BMS-X	ZU-RV10E (5 pin)
		BMW MOTORRAD	K1600 (K48)	K 1600 GT (15-17)	158	Bosch	ME17.2.4 BMS-MP	In-House Service

		Marke/Brand	Modell	Motor	HP	ECU brand	ECU Typ	Kabel/Cabel
		BMW MOTORRAD	K1600 (K48)	K 1600 GTL (10-14)	158	Bosch	ME17.2 BMS-X	ZU-RV10E (5 pin)
		BMW MOTORRAD	K1600 (K48)	K 1600 GTL (15-17)	158	Bosch	ME17.2.4 BMS-MP	In-House Service
		BMW MOTORRAD	K1600 (K48)	K 1600 GTL Exclusive (13-16)	158	Bosch	ME17.2 BMS-X	ZU-RV10E (5 pin)
		BMW MOTORRAD	R 1200 (K25)	R 1200 GS (02-12)	103	Bosch	ME9.2.0 BMS-KP	ZU-RV10E
		BMW MOTORRAD	R 1200 GS (K50)	R 1200 GS (11-14)	109	Bosch	ME17.2 BMS-X	ZU-RV10E (5 pin)
		BMW MOTORRAD	R 1200 GS (K50)	R 1200 GS (15-17) EU4	109	Bosch	ME17.2.4 BMS-MP	In-House Service
		BMW MOTORRAD	R 1200 (K25)	R 1200 GS Adventure (05-13)	103	Bosch	ME9.2.0 BMS-KP	ZU-RV10E
		BMW MOTORRAD	R 1200 GS (K51)	R 1200 GS Adventure (12-16)	109	Bosch	ME17.2 BMS-X	ZU-RV10E (5 pin)
		BMW MOTORRAD	R 1200 GS (K51)	R 1200 GS Adventure (2017) EU4	109	Bosch	ME17.2.4 BMS-MP	In-House Service
		BMW MOTORRAD	R 1200 (K44)	R 1200 GT (04-08)	150	Bosch	ME9.2.0 BMS-KP	ZU-RV10E
		BMW MOTORRAD	R 1200 (K27)	R 1200 R (05-14)	109	Bosch	ME9.2.0 BMS-KP	ZU-RV10E
		BMW MOTORRAD	R 1200 (K53)	R 1200 R (13-16)	123	Bosch	ME17.2 BMS-X	ZU-RV10E (5 pin)
		BMW MOTORRAD	R 1200 (K53)	R 1200 R (2017)	123	Bosch	ME17.2.4 BMS-MP	In-House Service
		BMW MOTORRAD	R 1200 (K54)	R 1200 R (14-16)	123	Bosch	ME17.2 BMS-X	ZU-RV10E (5 pin)
		BMW MOTORRAD	R 1200 (K54)	R 1200 R (2017)	123	Bosch	ME17.2.4 BMS-MP	In-House Service
		BMW MOTORRAD	R 1200 (K26)	R 1200 RT (03-14)	109	Bosch	ME9.2.0 BMS-KP	ZU-RV10E
		BMW MOTORRAD	R 1200 (K52)	R 1200 RT (13-16)	123	Bosch	ME17.2 BMS-X	ZU-RV10E (5 pin)
		BMW MOTORRAD	R 1200 (K52)	R 1200 RT (2017)	123	Bosch	ME17.2.4 BMS-MP	In-House Service
		BMW MOTORRAD	R 1200 (K29)	R 1200 S (04-06)	121	Bosch	ME9.2.0 BMS-KP	ZU-RV10E
		BMW MOTORRAD	R 1200 (K28)	R 1200 ST (03-07)	109	Bosch	ME9.2.0 BMS-KP	ZU-RV10E
		BMW MOTORRAD	R 900 (K26)	R 900 RT (05-10)	80	Bosch	ME9.2.0 BMS-KP	ZU-RV10E
		BMW MOTORRAD	R NINET (K21)	R nineT 1200 (10-14) EU3	109	Bosch	ME9.2.0 BMS-KP	ZU-RV10E
		BMW MOTORRAD	R NINET (K21)	R nineT 1200 (15-17) EU4	109	Bosch	ME17.2.4 BMS-MP	In-House Service
		BMW MOTORRAD	R NINET (K22)	R nineT 1200 Pure (15-17) EU4	109	Bosch	ME17.2.4 BMS-MP	In-House Service
		BMW MOTORRAD	R NINET (K32)	R nineT 1200 Racer (15-17) EU4	109	Bosch	ME17.2.4 BMS-MP	In-House Service
		BMW MOTORRAD	R NINET (K23)	R nineT 1200 Scrambler (15-17) EU4	109	Bosch	ME17.2.4 BMS-MP	In-House Service
		BMW MOTORRAD	R NINET (K33)	R nineT 1200 Urban GS (16-17) EU4	109	Bosch	ME17.2.4 BMS-MP	In-House Service
		BMW MOTORRAD	S 1000 (K47)	S 1000 R (13-15)	158	Bosch	ME17.2 BMS-X	ZU-RV10E (5 pin)
		BMW MOTORRAD	S 1000 (K47)	S 1000 R (16-17)	158	Bosch	ME17.2.4 BMS-MP	In-House Service
		BMW MOTORRAD	S 1000 (K46)	S 1000 RR (08-12)	190	Bosch	ME9.2.0 BMS-KP	ZU-RV10E
		BMW MOTORRAD	S 1000 (K46)	S 1000 RR (13-15)	196	Bosch	ME17.2 BMS-X	ZU-RV10E (5 pin)

























		Marke/Brand	Modell	Motor	HP	ECU brand	ECU Typ	Kabel/Cabel
		BMW MOTORRAD	S 1000 (K46)	S 1000 RR (16-17)	158	Bosch	ME17.2.4 BMS-MP	In-House Service
		BMW MOTORRAD	S 1000 (K49)	S 1000 XR (14-15)	158	Bosch	ME17.2 BMS-X	ZU-RV10E (5 pin)
		BMW MOTORRAD	S 1000 (K49)	S 1000 XR (16-17)	158	Bosch	ME17.2.4 BMS-MP	In-House Service
		DERBI	GP1	250 Racing	23	Magneti Marelli	MIU 32MIU1.E	ZU-RV09E
		DERBI	RAMBLA	250 i.e.	23	Magneti Marelli	MIU 32MIU1.E	ZU-RV09E
		DUCATI	DESMOSEDICI RR	RR	197	Magneti Marelli	IAW 5SM	ZU-RV09E
		DUCATI	DIAVEL	Diavel	160	Mitsubishi	Himeji	ZU-RV08E
		DUCATI	DIAVEL	Diavel AMG	160	Mitsubishi	Himeji	ZU-RV08E
		DUCATI	DIAVEL	Diavel Carbon	160	Mitsubishi	Himeji	ZU-RV08E
		DUCATI	DIAVEL	Diavel Cromo	160	Mitsubishi	Himeji	ZU-RV08E
		DUCATI	DIAVEL	Diavel Dark	160	Mitsubishi	Himeji	ZU-RV08E
		DUCATI	DIAVEL	Diavel Strada	160	Mitsubishi	Himeji	ZU-RV08E
		DUCATI	DIAVEL	Diavel Titanium	160	Mitsubishi	Himeji	ZU-RV08E
		DUCATI	DIAVEL	2017 EU4	160	Mitsubishi	Himeji	ZU-RV08E
		DUCATI	DIAVEL	2017 Carbon EU4	160	Mitsubishi	Himeji	ZU-RV08E
		DUCATI	DIAVEL	2017 Diesel EU4	160	Mitsubishi	Himeji	ZU-RV08E
		DUCATI	XDIAVEL	XDiavel EU4	-	Bosch	ME.17	In-House Service
		DUCATI	XDIAVEL	Xdiavel S EU4	-	Bosch	ME.17	In-House Service
		DUCATI	HYPERMOTARD	796	80	Siemens	VDO	ZU-RV08E
		DUCATI	HYPERMOTARD	1100	89	Magneti Marelli	IAW 5AM	ZU-RV09E
		DUCATI	HYPERMOTARD	1100 Evo	94	Siemens	VDO	ZU-RV08E
		DUCATI	HYPERMOTARD	1100 Evo SP	94	Siemens	VDO	ZU-RV08E
		DUCATI	HYPERMOTARD	1100 S	89	Magneti Marelli	IAW 5AM	ZU-RV09E
		DUCATI	HYPERMOTARD	Hypermotard 821 ***	109	Magneti Marelli	IAW 7SM	ZU-RV08E
		DUCATI	HYPERMOTARD	Hypermotard 939 ***	110	Magneti Marelli	IAW 7SM	ZU-RV08E
		DUCATI	HYPERMOTARD	Hyperstrada 821 ***	109	Magneti Marelli	IAW 7SM	ZU-RV08E
		DUCATI	HYPERMOTARD	Hyperstrada 939 ***	110	Magneti Marelli	IAW 7SM	ZU-RV08E
		DUCATI	HYPERMOTARD	Hypermotard 950 (2018-)	-	Conti Synerject	Easy-U1 M3D	ZU-RV08E
		DUCATI	MH900E	MH900E	80	Magneti Marelli	IAW 15M	ZU-RV09E
		DUCATI	MONSTER	400	42	Magneti Marelli	IAW 59M	ZU-RV09E
		DUCATI	MONSTER	600	52	Magneti Marelli	IAW 15M	ZU-RV09E


		Marke/Brand	Modell	Motor	HP	ECU brand	ECU Typ	Kabel/Cabel
		DUCATI	MONSTER	620	62	Magneti Marelli	IAW 59M	ZU-RV09E
		DUCATI	MONSTER	659	79	Siemens	VDO	ZU-RV08E
		DUCATI	MONSTER	695	72	Magneti Marelli	IAW 5AM	ZU-RV09E
		DUCATI	MONSTER	696	79	Siemens	VDO	ZU-RV08E
		DUCATI	MONSTER	750	53	Magneti Marelli	IAW 15M	ZU-RV09E
		DUCATI	MONSTER	795	80	Siemens	VDO	ZU-RV08E
		DUCATI	MONSTER	796	86	Siemens	VDO	ZU-RV08E
		DUCATI	MONSTER	797 EU4	76	Siemens	VDO	ZU-RV08E
		DUCATI	MONSTER	797 + EU4	76	Siemens	VDO	ZU-RV08E
		DUCATI	MONSTER	800	72	Magneti Marelli	IAW 15M	ZU-RV09E
		DUCATI	MONSTER	1000	93	Magneti Marelli	IAW 59M	ZU-RV09E
		DUCATI	MONSTER	1000	93	Magneti Marelli	IAW 5AM	ZU-RV09E
		DUCATI	MONSTER	1100	94	Siemens	VDO	ZU-RV08E
		DUCATI	MONSTER	1000 S	93	Magneti Marelli	IAW 59M	ZU-RV09E
		DUCATI	MONSTER	1100 Evo	98	Siemens	VDO	ZU-RV08E
		DUCATI	MONSTER	1100 S	94	Siemens	VDO	ZU-RV08E
		DUCATI	MONSTER	620 Dark	62	Magneti Marelli	IAW 5AM	ZU-RV09E
		DUCATI	MONSTER	900 i.e.	42	Magneti Marelli	IAW 15M	ZU-RV09E
		DUCATI	MONSTER	S2R 1000	94	Magneti Marelli	IAW 5AM	ZU-RV09E
		DUCATI	MONSTER	S2R 800	76	Magneti Marelli	IAW 5AM	ZU-RV09E
		DUCATI	MONSTER	S2R Dark	76	Magneti Marelli	IAW 5AM	ZU-RV09E
		DUCATI	MONSTER	S4	101	Magneti Marelli	IAW 59M	ZU-RV09E
		DUCATI	MONSTER	S4R	115	Magneti Marelli	IAW 59M	ZU-RV09E
		DUCATI	MONSTER	S4R S Testastretta	129	Magneti Marelli	IAW 5AM	ZU-RV09E
		DUCATI	MONSTER	S4R Testastretta	129	Magneti Marelli	IAW 5AM	ZU-RV09E
<b>Seed+</b>		DUCATI	MONSTER	821/ Dark / Stripe (2014-2016) EU3	-	Conti Synerject	Easy-U1 M3D	ZU-RV08E
<b>Seed+</b>		DUCATI	MONSTER	NEW - 821 (2017-) EU4	-	Conti Synerject	Easy-U1 M3D	ZU-RV08E
<b>Seed+</b>		DUCATI	MONSTER	1200/S (2014-2016) EU3	-	Conti Synerject	Easy-U1 M3D	ZU-RV08E
<b>Seed+</b>		DUCATI	MONSTER	1200/S (2017-) EU4	-	Conti Synerject	Easy-U1 M3D	ZU-RV08E
<b>Seed+</b>		DUCATI	MONSTER	1200 R (2016-) EU4	-	Conti Synerject	Easy-U1 M3D	ZU-RV08E
		DUCATI	MULTISTRADA	620	62	Magneti Marelli	IAW 5AM	ZU-RV09E
































		Marke/Brand	Modell	Motor	HP	ECU brand	ECU Typ	Kabel/Cabel
		DUCATI	MULTISTRADA	1100	94	Magneti Marelli	IAW 5AM	ZU-RV09E
		DUCATI	MULTISTRADA	1200	148	Mitsubishi	Himeji	ZU-RV08E
		DUCATI	MULTISTRADA	1000 DS	91	Magneti Marelli	IAW 5AM	ZU-RV09E
		DUCATI	MULTISTRADA	1000 S DS	91	Magneti Marelli	IAW 5AM	ZU-RV09E
		DUCATI	MULTISTRADA	1100 S	94	Magneti Marelli	IAW 5AM	ZU-RV09E
		DUCATI	MULTISTRADA	1200 S Gran Turismo	148	Mitsubishi	Himeji	ZU-RV08E
		DUCATI	MULTISTRADA	1200 S Pikes Peak	148	Mitsubishi	Himeji	ZU-RV08E
		DUCATI	MULTISTRADA	1200 S Sport	148	Mitsubishi	Himeji	ZU-RV08E
		DUCATI	MULTISTRADA	1200 S Touring	148	Mitsubishi	Himeji	ZU-RV08E
		DUCATI	MULTISTRADA	1200 S Touring Dair	148	Mitsubishi	Himeji	ZU-RV08E
		DUCATI	MULTISTRADA	620 Dark	62	Magneti Marelli	IAW 5AM	ZU-RV09E
		DUCATI	MULTISTRADA EU4	950 (2017-)	-	Bosch	ME.17	In-House Service
		DUCATI	MULTISTRADA EU4	950 S (2019-)	-	Bosch	ME.17	In-House Service
		DUCATI	MULTISTRADA DVT EU4	1200 S / S D/Air (15-17)	-	Bosch	ME.17	In-House Service
		DUCATI	MULTISTRADA DVT EU4	1200 Pikes Peak (15-17)	-	Bosch	ME.17	In-House Service
		DUCATI	MULTISTRADA DVT EU4	1200 Enduro (15-17)	-	Bosch	ME.17	In-House Service
		DUCATI	MULTISTRADA DVT EU4	1260 S / S D/Air (18-)	-	Bosch	ME.17	In-House Service
		DUCATI	SCRAMBLER EU3 + EU4	400 Sixty2	41	Siemens	VDO	ZU-RV08E
		DUCATI	SCRAMBLER EU3 + EU4	Cafe Racer	73	Siemens	VDO	ZU-RV08E
		DUCATI	SCRAMBLER EU3 + EU4	Classic	74	Siemens	VDO	ZU-RV08E
		DUCATI	SCRAMBLER EU3 + EU4	Desert Sled	73	Siemens	VDO	ZU-RV08E
		DUCATI	SCRAMBLER EU3 + EU4	Full Throttle	74	Siemens	VDO	ZU-RV08E
		DUCATI	SCRAMBLER EU3 + EU4	Icon	74	Siemens	VDO	ZU-RV08E
		DUCATI	SCRAMBLER EU3 + EU4	Mach 2.0	73	Siemens	VDO	ZU-RV08E
		DUCATI	SCRAMBLER EU3 + EU4	UrbanEnduro	74	Siemens	VDO	ZU-RV08E
<b>Seed+</b>		DUCATI	SCRAMBLER EU4	1100	-	Conti Synerject	Easy-U1 M3D	ZU-RV08E
<b>Seed+</b>		DUCATI	SCRAMBLER EU4	1100 SPECIAL	-	Conti Synerject	Easy-U1 M3D	ZU-RV08E
<b>Seed+</b>		DUCATI	SCRAMBLER EU4	1100 SPORT	-	Conti Synerject	Easy-U1 M3D	ZU-RV08E
		DUCATI	SPORTCLASSIC	GT 1000	91	Magneti Marelli	IAW 5AM	ZU-RV09E
		DUCATI	SPORTCLASSIC	Paul Smart 1000 LE	91	Magneti Marelli	IAW 5AM	ZU-RV09E
		DUCATI	SPORTCLASSIC	Sport 1000	91	Magneti Marelli	IAW 5AM	ZU-RV09E
































		Marke/Brand	Modell	Motor	HP	ECU brand	ECU Typ	Kabel/Cabel
		DUCATI	SPORTCLASSIC	Sport 1000 S	91	Magneti Marelli	IAW 5AM	ZU-RV09E
		DUCATI	SPORTTOURING	ST3 / S/ ABS	102	Magneti Marelli	IAW 5AM	ZU-RV09E
		DUCATI	SPORTTOURING	ST4S	121	Magneti Marelli	IAW 59M	ZU-RV09E
		DUCATI	SPORTTOURING	ST4S ABS	121	Magneti Marelli	IAW 5AM	ZU-RV09E
		DUCATI	STREETFIGHTER	Streetfighter	153	Magneti Marelli	IAW 5AM	ZU-RV09E
		DUCATI	STREETFIGHTER	Streetfighter 848	130	Magneti Marelli	IAW 5AM	ZU-RV09E
		DUCATI	STREETFIGHTER	Streetfighter S	153	Magneti Marelli	IAW 5AM	ZU-RV09E
		DUCATI	SUPERBIKE	749	102	Magneti Marelli	IAW 59M	ZU-RV09E
		DUCATI	SUPERBIKE	749	107	Magneti Marelli	IAW 5AM	ZU-RV09E
		DUCATI	SUPERBIKE	848	131	Magneti Marelli	IAW 5AM	ZU-RV09E
		DUCATI	SUPERBIKE	959/S Panigale	150	Mitsubishi	Himeji	ZU-RV08E
		DUCATI	SUPERBIKE	999	122	Magneti Marelli	IAW 59M	ZU-RV09E
		DUCATI	SUPERBIKE	999	138	Magneti Marelli	IAW 5AM	ZU-RV09E
		DUCATI	SUPERBIKE	1098	160	Magneti Marelli	IAW 5AM	ZU-RV09E
		DUCATI	SUPERBIKE	1198	168	Magneti Marelli	IAW 5AM	ZU-RV09E
		DUCATI	SUPERBIKE	1098 R	177	Magneti Marelli	IAW 5AM	ZU-RV09E
		DUCATI	SUPERBIKE	1098 R Bayliss LE	177	Magneti Marelli	IAW 5AM	ZU-RV09E
		DUCATI	SUPERBIKE	1098 S	160	Magneti Marelli	IAW 5AM	ZU-RV09E
		DUCATI	SUPERBIKE	1098 S Tricolore	160	Magneti Marelli	IAW 5AM	ZU-RV09E
		DUCATI	SUPERBIKE	1198 R Corse Special Edition	177	Magneti Marelli	IAW 5AM	ZU-RV09E
		DUCATI	SUPERBIKE	1198 S	168	Magneti Marelli	IAW 5AM	ZU-RV09E
		DUCATI	SUPERBIKE	1198 S Corse Special Edition	168	Magneti Marelli	IAW 5AM	ZU-RV09E
		DUCATI	SUPERBIKE	1198 SP	168	Magneti Marelli	IAW 5AM	ZU-RV09E
<b>Seed+</b>		DUCATI	SUPERBIKE	1100 Panigale V4	212	Continental	M4D	ZU-RV08E
<b>Seed+</b>		DUCATI	SUPERBIKE	1100 Panigale V4 S	212	Continental	M4D	ZU-RV08E
<b>Seed+</b>		DUCATI	SUPERBIKE	1100 Panigale V4 Speciale	212	Continental	M4D	ZU-RV08E
		DUCATI	SUPERBIKE	1199 Panigale	192	Mitsubishi	Himeji	ZU-RV08E
		DUCATI	SUPERBIKE	1199 Panigale R	192	Mitsubishi	Himeji	ZU-RV08E
		DUCATI	SUPERBIKE	1199 Panigale S	192	Mitsubishi	Himeji	ZU-RV08E
		DUCATI	SUPERBIKE	1199 Panigale S Tricolore	192	Mitsubishi	Himeji	ZU-RV08E
		DUCATI	SUPERBIKE	1199 Superleggera (14-15)	205	Mitsubishi	Himeji	ZU-RV08E



































		Marke/Brand	Modell	Motor	HP	ECU brand	ECU Typ	Kabel/Cabel
		DUCATI	SUPERBIKE	1299 Panigale	202	Mitsubishi	Himeji	ZU-RV08E
		DUCATI	SUPERBIKE	1299 Panigale S/R/FE	192	Mitsubishi	Himeji	ZU-RV08E
		DUCATI	SUPERBIKE	749 Dark	107	Magneti Marelli	IAW 5AM	ZU-RV09E
		DUCATI	SUPERBIKE	749 R	115	Magneti Marelli	IAW 5AM	ZU-RV09E
		DUCATI	SUPERBIKE	749 R	119	Magneti Marelli	IAW 5AM	ZU-RV09E
		DUCATI	SUPERBIKE	749 S	114	Magneti Marelli	IAW 5AM	ZU-RV09E
		DUCATI	SUPERBIKE	848 Evo / Corse	138	Magneti Marelli	IAW 5AM	ZU-RV09E
		DUCATI	SUPERBIKE	899 Panigale	146	Mitsubishi	Himeji	ZU-RV08E
		DUCATI	SUPERBIKE	996R Testastretta	136	Magneti Marelli	IAW 59M	ZU-RV09E
		DUCATI	SUPERBIKE	998 / S	136	Magneti Marelli	IAW 59M	ZU-RV09E
		DUCATI	SUPERBIKE	998R	139	Magneti Marelli	IAW 59M	ZU-RV09E
		DUCATI	SUPERBIKE	999 S	134	Magneti Marelli	IAW 5AM	ZU-RV09E
		DUCATI	SUPERBIKE	999 S	141	Magneti Marelli	IAW 5AM	ZU-RV09E
		DUCATI	SUPERSPORT	750	64	Magneti Marelli	IAW 15M	ZU-RV09E
		DUCATI	SUPERSPORT	800	73	Magneti Marelli	IAW 59M	ZU-RV09E
		DUCATI	SUPERSPORT	900	79	Magneti Marelli	IAW 15M	ZU-RV09E
		DUCATI	SUPERSPORT	1000 DS	86	Magneti Marelli	IAW 59M	ZU-RV09E
		DUCATI	SUPERSPORT	1000 DS	86	Magneti Marelli	IAW 5AM	ZU-RV09E
<b>Seed+</b>		DUCATI	SUPERSPORT	939 SuperSport (2017-)	-	Conti Synerject	Easy-U1 M3D	ZU-RV08E
<b>Seed+</b>		DUCATI	SUPERSPORT	939 SuperSport S (2017-)	-	Conti Synerject	Easy-U1 M3D	ZU-RV08E
		GASGAS	EC 400	400 FSE	63	Magneti Marelli	IAW 15P	ZU-RV09E
		GASGAS	EC 450	450	67	Magneti Marelli	IAW 15P	ZU-RV09E
		GASGAS	EC 450	450 FSE	67	Magneti Marelli	IAW 15P	ZU-RV09E
		GASGAS	EC 450	450 FSR	67	Magneti Marelli	IAW 15P	ZU-RV09E
		GASGAS	SM 450	450 FSE	67	Magneti Marelli	IAW 15P	ZU-RV09E
		GASGAS	SM 450	450 FSR	67	Magneti Marelli	IAW 15P	ZU-RV09E
		GASGAS	WILD	HP 450	67	Magneti Marelli	IAW 15P	ZU-RV09E
		GILERA	FUOCO	500 i.e.	38	Magneti Marelli	MIU 40MIU1.E	ZU-RV09E
		GILERA	GP 800	800 i.e.	74	Magneti Marelli	IAW 5AM.E	ZU-RV09E
		GILERA	NEXUS	125 i.e.	15	Magneti Marelli	MIU 32MIU1.EB	ZU-RV09E
		GILERA	NEXUS	250 i.e.	23	Magneti Marelli	MIU 32MIU1.E	ZU-RV09E






























































		Marke/Brand	Modell	Motor	HP	ECU brand	ECU Typ	Kabel/Cabel
		GILERA	NEXUS	300 i.e.	21	Magneti Marelli	MIU 32MIU1.E9	ZU-RV09E
		GILERA	NEXUS	500 i.e.	40	Magneti Marelli	IAW 15P.E	ZU-RV09E
		HARLEY DAVIDSON	CVO	Breakout SE	95	Delphi	HD CAN	ZU-RV17E
		HARLEY DAVIDSON	CVO	Convertible Softail	95	Delphi	HD CAN	ZU-RV17E
		HARLEY DAVIDSON	CVO	Convertible Softail	95	Delphi	HD J1850	ZU-RV17E+ZU-RV18E
		HARLEY DAVIDSON	CVO	Electra Glide Ultra Classic SE	95	Delphi	HD J1850	ZU-RV17E+ZU-RV18E
		HARLEY DAVIDSON	CVO	Electra Glide Ultra Limited	95	Delphi	HD CAN	ZU-RV17E
		HARLEY DAVIDSON	CVO	Fat Bob SE	95	Delphi	HD J1850	ZU-RV17E+ZU-RV18E
		HARLEY DAVIDSON	CVO	Road Glide	83	Delphi	HD CAN	ZU-RV17E
		HARLEY DAVIDSON	CVO	Road Glide	62	Delphi	HD J1850	ZU-RV17E+ZU-RV18E
		HARLEY DAVIDSON	CVO	Road Glide	66	Delphi	HD J1850	ZU-RV17E+ZU-RV18E
		HARLEY DAVIDSON	CVO	Road Glide Custom	83	Delphi	HD CAN	ZU-RV17E
		HARLEY DAVIDSON	CVO	Road Glide Custom	66	Delphi	HD J1850	ZU-RV17E+ZU-RV18E
		HARLEY DAVIDSON	CVO	Road Glide Custom SE	95	Delphi	HD CAN	ZU-RV17E
		HARLEY DAVIDSON	CVO	Road Glide SE	95	Delphi	HD J1850	ZU-RV17E+ZU-RV18E
		HARLEY DAVIDSON	CVO	Road Glide Special	83	Delphi	HD CAN	ZU-RV17E
		HARLEY DAVIDSON	CVO	Road Glide Ultra	83	Delphi	HD CAN	ZU-RV17E
		HARLEY DAVIDSON	CVO	Road Glide Ultra SE	95	Delphi	HD CAN	ZU-RV17E
		HARLEY DAVIDSON	CVO	Road King SE	95	Delphi	HD CAN	ZU-RV17E
		HARLEY DAVIDSON	CVO	Road King SE	95	Delphi	HD J1850	ZU-RV17E+ZU-RV18E
		HARLEY DAVIDSON	CVO	Screamin Eagle Dyna	95	Delphi	HD J1850	ZU-RV17E+ZU-RV18E
		HARLEY DAVIDSON	CVO	Softail Deluxe	95	Delphi	HD CAN	ZU-RV17E
		HARLEY DAVIDSON	CVO	Softail Springer SE	95	Delphi	HD J1850	ZU-RV17E+ZU-RV18E
		HARLEY DAVIDSON	CVO	Street Glide	95	Delphi	HD CAN	ZU-RV17E
		HARLEY DAVIDSON	CVO	Street Glide	95	Delphi	HD J1850	ZU-RV17E+ZU-RV18E
		HARLEY DAVIDSON	DYNA	Fat Bob	83	Delphi	HD CAN	ZU-RV17E
		HARLEY DAVIDSON	DYNA	Fat Bob	66	Delphi	HD J1850	ZU-RV17E+ZU-RV18E
		HARLEY DAVIDSON	DYNA	Low Rider	83	Delphi	HD CAN	ZU-RV17E
		HARLEY DAVIDSON	DYNA	Low Rider	62	Delphi	HD J1850	ZU-RV17E+ZU-RV18E
		HARLEY DAVIDSON	DYNA	Low Rider	66	Delphi	HD J1850	ZU-RV17E+ZU-RV18E
		HARLEY DAVIDSON	DYNA	Screamin Eagle Dyna	95	Delphi	HD J1850	ZU-RV17E+ZU-RV18E

























	Marke/Brand	Modell	Motor	HP	ECU brand	ECU Typ	Kabel/Cabel
	HARLEY DAVIDSON	DYNA	Street Bob	66	Delphi	HD CAN	ZU-RV17E
	HARLEY DAVIDSON	DYNA	Street Bob	83	Delphi	HD CAN	ZU-RV17E
	HARLEY DAVIDSON	DYNA	Street Bob	62	Delphi	HD J1850	ZU-RV17E+ZU-RV18E
	HARLEY DAVIDSON	DYNA	Street Bob	66	Delphi	HD J1850	ZU-RV17E+ZU-RV18E
	HARLEY DAVIDSON	DYNA	Street Bob	67	Delphi	HD J1850	ZU-RV17E+ZU-RV18E
	HARLEY DAVIDSON	DYNA	Super Glide	62	Delphi	HD J1850	ZU-RV17E+ZU-RV18E
	HARLEY DAVIDSON	DYNA	Super Glide Custom	66	Delphi	HD CAN	ZU-RV17E
	HARLEY DAVIDSON	DYNA	Super Glide Custom	83	Delphi	HD CAN	ZU-RV17E
	HARLEY DAVIDSON	DYNA	Super Glide Custom	66	Delphi	HD J1850	ZU-RV17E+ZU-RV18E
	HARLEY DAVIDSON	DYNA	Super Glide Sport	62	Delphi	HD J1850	ZU-RV17E+ZU-RV18E
	HARLEY DAVIDSON	DYNA	Switchback	83	Delphi	HD CAN	ZU-RV17E
	HARLEY DAVIDSON	DYNA	Wide Glide	66	Delphi	HD CAN	ZU-RV17E
	HARLEY DAVIDSON	DYNA	Wide Glide	83	Delphi	HD CAN	ZU-RV17E
	HARLEY DAVIDSON	DYNA	Wide Glide	62	Delphi	HD J1850	ZU-RV17E+ZU-RV18E
	HARLEY DAVIDSON	DYNA	Wide Glide	66	Delphi	HD J1850	ZU-RV17E+ZU-RV18E
	HARLEY DAVIDSON	HD STREET	Street 500	95	Delphi	HD CAN	ZU-RV17E
	HARLEY DAVIDSON	HD STREET	Street 750	54	Delphi	HD CAN	ZU-RV17E
	HARLEY DAVIDSON	SOFTAIL	Blackline	66	Delphi	HD CAN	ZU-RV17E
	HARLEY DAVIDSON	SOFTAIL	Breakout	83	Delphi	HD CAN	ZU-RV17E
	HARLEY DAVIDSON	SOFTAIL	Cross Bones	66	Delphi	HD J1850	ZU-RV17E+ZU-RV18E
	HARLEY DAVIDSON	SOFTAIL	Custom	66	Delphi	HD J1850	ZU-RV17E+ZU-RV18E
	HARLEY DAVIDSON	SOFTAIL	Deluxe	66	Delphi	HD CAN	ZU-RV17E
	HARLEY DAVIDSON	SOFTAIL	Deluxe	83	Delphi	HD CAN	ZU-RV17E
	HARLEY DAVIDSON	SOFTAIL	Deluxe	66	Delphi	HD J1850	ZU-RV17E+ZU-RV18E
	HARLEY DAVIDSON	SOFTAIL	Deuce	62	Delphi	HD J1850	ZU-RV17E+ZU-RV18E
	HARLEY DAVIDSON	SOFTAIL	Deuce	66	Delphi	HD J1850	ZU-RV17E+ZU-RV18E
	HARLEY DAVIDSON	SOFTAIL	Deuce SE	89	Delphi	HD J1850	ZU-RV17E+ZU-RV18E
	HARLEY DAVIDSON	SOFTAIL	Fat Boy	66	Delphi	HD CAN	ZU-RV17E
	HARLEY DAVIDSON	SOFTAIL	Fat Boy	83	Delphi	HD CAN	ZU-RV17E
	HARLEY DAVIDSON	SOFTAIL	Fat Boy	66	Delphi	HD J1850	ZU-RV17E+ZU-RV18E
	HARLEY DAVIDSON	SOFTAIL	Fat Boy Lo	66	Delphi	HD CAN	ZU-RV17E

	Marke/Brand	Modell	Motor	HP	ECU brand	ECU Typ	Kabel/Cabel
	HARLEY DAVIDSON	SOFTAIL	Fat Boy Lo	83	Delphi	HD CAN	ZU-RV17E
	HARLEY DAVIDSON	SOFTAIL	Fat Boy Lo	66	Delphi	HD J1850	ZU-RV17E+ZU-RV18E
	HARLEY DAVIDSON	SOFTAIL	Heritage	62	Delphi	HD J1850	ZU-RV17E+ZU-RV18E
	HARLEY DAVIDSON	SOFTAIL	Heritage Classic	66	Delphi	HD CAN	ZU-RV17E
	HARLEY DAVIDSON	SOFTAIL	Heritage Classic	83	Delphi	HD CAN	ZU-RV17E
	HARLEY DAVIDSON	SOFTAIL	Heritage Classic	62	Delphi	HD J1850	ZU-RV17E+ZU-RV18E
	HARLEY DAVIDSON	SOFTAIL	Heritage Classic	66	Delphi	HD J1850	ZU-RV17E+ZU-RV18E
	HARLEY DAVIDSON	SOFTAIL	Heritage Springer Classic	62	Delphi	HD J1850	ZU-RV17E+ZU-RV18E
	HARLEY DAVIDSON	SOFTAIL	Night Train	62	Delphi	HD J1850	ZU-RV17E+ZU-RV18E
	HARLEY DAVIDSON	SOFTAIL	Night Train	66	Delphi	HD J1850	ZU-RV17E+ZU-RV18E
	HARLEY DAVIDSON	SOFTAIL	Rocker	66	Delphi	HD J1850	ZU-RV17E+ZU-RV18E
	HARLEY DAVIDSON	SOFTAIL	Rocker C	66	Delphi	HD J1850	ZU-RV17E+ZU-RV18E
	HARLEY DAVIDSON	SOFTAIL	Slim	83	Delphi	HD CAN	ZU-RV17E
	HARLEY DAVIDSON	SOFTAIL	Springer	62	Delphi	HD J1850	ZU-RV17E+ZU-RV18E
	HARLEY DAVIDSON	SOFTAIL	Springer Classic	66	Delphi	HD J1850	ZU-RV17E+ZU-RV18E
	HARLEY DAVIDSON	SOFTAIL	Standard	62	Delphi	HD J1850	ZU-RV17E+ZU-RV18E
	HARLEY DAVIDSON	SOFTAIL	Standard	66	Delphi	HD J1850	ZU-RV17E+ZU-RV18E
	HARLEY DAVIDSON	SPORTSTER	883	54	Delphi	HD J1850	ZU-RV17E+ZU-RV18E
	HARLEY DAVIDSON	SPORTSTER	1200 Custom	70	Delphi	HD CAN	ZU-RV17E
	HARLEY DAVIDSON	SPORTSTER	1200 Custom	70	Delphi	HD J1850	ZU-RV17E+ZU-RV18E
	HARLEY DAVIDSON	SPORTSTER	1200 FortyEight	70	Delphi	HD CAN	ZU-RV17E
	HARLEY DAVIDSON	SPORTSTER	1200 FortyEight	70	Delphi	HD J1850	ZU-RV17E+ZU-RV18E
	HARLEY DAVIDSON	SPORTSTER	1200 Low	70	Delphi	HD J1850	ZU-RV17E+ZU-RV18E
	HARLEY DAVIDSON	SPORTSTER	1200 Nightster	70	Delphi	HD J1850	ZU-RV17E+ZU-RV18E
	HARLEY DAVIDSON	SPORTSTER	1200 Roadster	70	Delphi	HD J1850	ZU-RV17E+ZU-RV18E
	HARLEY DAVIDSON	SPORTSTER	1200 SeventyTwo	70	Delphi	HD CAN	ZU-RV17E
	HARLEY DAVIDSON	SPORTSTER	1200 Superlow	70	Delphi	HD CAN	ZU-RV17E
	HARLEY DAVIDSON	SPORTSTER	1200 SventyTwo	70	Delphi	HD J1850	ZU-RV17E+ZU-RV18E
	HARLEY DAVIDSON	SPORTSTER	883 Custom	54	Delphi	HD J1850	ZU-RV17E+ZU-RV18E
	HARLEY DAVIDSON	SPORTSTER	883 Iron	54	Delphi	HD CAN	ZU-RV17E
	HARLEY DAVIDSON	SPORTSTER	883 Iron	54	Delphi	HD J1850	ZU-RV17E+ZU-RV18E

	Marke/Brand	Modell	Motor	HP	ECU brand	ECU Typ	Kabel/Cabel
	HARLEY DAVIDSON	SPORTSTER	883 Super Low	54	Delphi	HD CAN	ZU-RV17E
	HARLEY DAVIDSON	SPORTSTER	883 Super Low	54	Delphi	HD J1850	ZU-RV17E+ZU-RV18E
	HARLEY DAVIDSON	SPORTSTER	XR 1200	90	Delphi	HD J1850	ZU-RV17E+ZU-RV18E
	HARLEY DAVIDSON	SPORTSTER	XR 1200X	90	Delphi	HD J1850	ZU-RV17E+ZU-RV18E
	HARLEY DAVIDSON	TOURING	Electra Glide	66	Delphi	HD J1850	ZU-RV17E+ZU-RV18E
	HARLEY DAVIDSON	TOURING	Electra Glide Classic	62	Delphi	HD J1850	ZU-RV17E+ZU-RV18E
	HARLEY DAVIDSON	TOURING	Electra Glide Classic	66	Delphi	HD J1850	ZU-RV17E+ZU-RV18E
	HARLEY DAVIDSON	TOURING	Electra Glide Ultra Classic	83	Delphi	HD CAN	ZU-RV17E
	HARLEY DAVIDSON	TOURING	Electra Glide Ultra Classic	62	Delphi	HD J1850	ZU-RV17E+ZU-RV18E
	HARLEY DAVIDSON	TOURING	Electra Glide Ultra Classic	66	Delphi	HD J1850	ZU-RV17E+ZU-RV18E
	HARLEY DAVIDSON	TOURING	Electra Glide Ultra Classic	83	Delphi	HD J1850	ZU-RV17E+ZU-RV18E
	HARLEY DAVIDSON	TOURING	Electra Glide Ultra Classic Low	83	Delphi	HD CAN	ZU-RV17E
	HARLEY DAVIDSON	TOURING	Electra Glide Ultra Classic SE	83	Delphi	HD J1850	ZU-RV17E
	HARLEY DAVIDSON	TOURING	Electra Glide Ultra Limited	83	Delphi	HD CAN	ZU-RV17E
	HARLEY DAVIDSON	TOURING	Electra Glide Ultra Limited	83	Delphi	HD J1850	ZU-RV17E+ZU-RV18E
	HARLEY DAVIDSON	TOURING	Electra Glide Ultra Limited Low	83	Delphi	HD CAN	ZU-RV17E
	HARLEY DAVIDSON	TOURING	Road King	62	Delphi	HD J1850	ZU-RV17E+ZU-RV18E
	HARLEY DAVIDSON	TOURING	Road King	66	Delphi	HD J1850	ZU-RV17E+ZU-RV18E
	HARLEY DAVIDSON	TOURING	Road King	83	Delphi	HD J1850	ZU-RV17E+ZU-RV18E
	HARLEY DAVIDSON	TOURING	Road King Classic	83	Delphi	HD CAN	ZU-RV17E
	HARLEY DAVIDSON	TOURING	Road King Classic	62	Delphi	HD J1850	ZU-RV17E+ZU-RV18E
	HARLEY DAVIDSON	TOURING	Road King Classic	66	Delphi	HD J1850	ZU-RV17E+ZU-RV18E
	HARLEY DAVIDSON	TOURING	Road King Custom	62	Delphi	HD J1850	ZU-RV17E+ZU-RV18E
	HARLEY DAVIDSON	TOURING	Road King Custom	66	Delphi	HD J1850	ZU-RV17E+ZU-RV18E
	HARLEY DAVIDSON	TOURING	Road King SE	83	Delphi	HD J1850	ZU-RV17E+ZU-RV18E
	HARLEY DAVIDSON	TOURING	Street Glide	83	Delphi	HD CAN	ZU-RV17E
	HARLEY DAVIDSON	TOURING	Street Glide	62	Delphi	HD J1850	ZU-RV17E+ZU-RV18E
	HARLEY DAVIDSON	TOURING	Street Glide	66	Delphi	HD J1850	ZU-RV17E+ZU-RV18E
	HARLEY DAVIDSON	TOURING	Street Glide	83	Delphi	HD J1850	ZU-RV17E+ZU-RV18E
	HARLEY DAVIDSON	TOURING	Street Glide Special	83	Delphi	HD CAN	ZU-RV17E
	HARLEY DAVIDSON	TOURING	Street Glide Trike	83	Delphi	HD J1850	ZU-RV17E+ZU-RV18E

		Marke/Brand	Modell	Motor	HP	ECU brand	ECU Typ	Kabel/Cabel
		HARLEY DAVIDSON	TOURING	Tri Glide Ultra Classic	83	Delphi	HD CAN	ZU-RV17E
		HARLEY DAVIDSON	TOURING	Tri Glide Ultra Classic	83	Delphi	HD J1850	ZU-RV17E+ZU-RV18E
		HARLEY DAVIDSON	TRIKE	Freewheeler	83	Delphi	HD CAN	ZU-RV17E
		HARLEY DAVIDSON	VRSC	Night Rod	115	Delphi	HD J1850	ZU-RV17E+ZU-RV18E
		HARLEY DAVIDSON	VRSC	Night Rod	123	Delphi	HD J1850	ZU-RV17E+ZU-RV18E
		HARLEY DAVIDSON	VRSC	Night Rod Special	123	Delphi	HD J1850	ZU-RV17E+ZU-RV18E
		HARLEY DAVIDSON	VRSC	Street Rod	115	Delphi	HD J1850	ZU-RV17E+ZU-RV18E
		HARLEY DAVIDSON	VRSC	VRod	115	Delphi	HD J1850	ZU-RV17E+ZU-RV18E
		HARLEY DAVIDSON	VRSC	VRod	123	Delphi	HD J1850	ZU-RV17E+ZU-RV18E
		HARLEY DAVIDSON	VRSC	VRod Muscle	123	Delphi	HD J1850	ZU-RV17E+ZU-RV18E
		KAWASAKI	NINJA	1000 ZX10R	185	Mitsubishi	21175-0158	ZU-RV04E*
		KAWASAKI	NINJA	600 ZX6R	134	Denso	21175-0220	ZU-RV04E*
		KAWASAKI	NINJA	600 ZX6R ABS	134	Denso	21175-0220	ZU-RV04E*
		KAWASAKI	ZRX	1200 R	111	Mitsubishi	21175-0158	ZU-RV04E*
		KAWASAKI	ZZR	1400	190	Mitsubishi	21175-0158	ZU-RV04E*
		KTM	1050 ADVENTURE		94	Keihin		ZU-RV06E
		KTM	1190 ADVENTURE		148	Keihin		ZU-RV06E
		KTM	1290 SUPER ADVENTURE		180	Keihin		ZU-RV06E
		KTM	1290 SUPER DUKE		180	Keihin		ZU-RV06E
		KTM	350 EXC	350	0	Keihin		ZU-RV06E
		KTM	690		0	Keihin		ZU-RV06E
		KTM	690 DUKE		0	Keihin		ZU-RV06E
		KTM	690 DUKE R		70	Keihin		ZU-RV06E
		KTM	690 SMC		67	Keihin		ZU-RV06E
		KTM	690 SUPERMOTO		0	Keihin		ZU-RV06E
		KTM	990 ADVENTURE		0	Keihin		ZU-RV06E
		KTM	990 RC8		0	Keihin		ZU-RV06E
		KTM	990 SUPER DUKE		0	Keihin		ZU-RV06E
		KTM	990 SUPER DUKE R		0	Keihin		ZU-RV06E
		KTM	990 SUPERMOTARD		0	Keihin		ZU-RV06E
		KTM	RC8 R	1190cc	173	Keihin		ZU-RV06E





























		Marke/Brand	Modell	Motor	HP	ECU brand	ECU Typ	Kabel/Cabel
		KTM	SXF 250		38	Keihin		ZU-RV06E
		KVN MOTORS	YAK	500	0	Magneti Marelli	IAW 15P	ZU-RV09E
		MALAGUTI	MADISON	3	0	Magneti Marelli	IAW 32MIU 1	ZU-RV09E
		MALAGUTI	SPIDER MAX	GT 500	0	Magneti Marelli	IAW 15P	ZU-RV09E
		MOTO GUZZI	1200 SPORT 4V	1151cc	103	Magneti Marelli	IAW 5AM	ZU-RV09E
		MOTO GUZZI	BELLAGIO	936cc	74	Magneti Marelli	IAW 15RC	ZU-RV09E
		MOTO GUZZI	BREVA 1100	1064cc	84	Magneti Marelli	IAW 5AM	ZU-RV09E
		MOTO GUZZI	BREVA 1200	1151cc	94	Magneti Marelli	IAW 5AM	ZU-RV09E
		MOTO GUZZI	BREVA 750	744cc	46	Magneti Marelli	IAW 15RC	ZU-RV09E
		MOTO GUZZI	BREVA 750	744cc	47	Magneti Marelli	IAW 5AM	ZU-RV09E
		MOTO GUZZI	BREVA 850	877cc	71	Magneti Marelli	IAW 5AM	ZU-RV09E
		MOTO GUZZI	CALIFORNIA 1100 JACKAL	1064cc	72	Magneti Marelli	IAW 15RC	ZU-RV09E
		MOTO GUZZI	CALIFORNIA 1400	1380cc	95	Magneti Marelli	IAW 7SM	ZU-RV09E
		MOTO GUZZI	CALIFORNIA AQUILA NERA	1064cc	74	Magneti Marelli	IAW 15RC	ZU-RV09E
		MOTO GUZZI	CALIFORNIA CLASSIC	1064cc	74	Magneti Marelli	IAW 15RC	ZU-RV09E
		MOTO GUZZI	CALIFORNIA EV	1064cc	66	Magneti Marelli	IAW 15RC	ZU-RV09E
		MOTO GUZZI	CALIFORNIA JACKAL	1064cc	72	Magneti Marelli	IAW 15RC	ZU-RV09E
		MOTO GUZZI	CALIFORNIA VINTAGE	1064cc	72	Magneti Marelli	IAW 15RC	ZU-RV09E
		MOTO GUZZI	GRISO 1100	1064cc	87	Magneti Marelli	IAW 5AM	ZU-RV09E
		MOTO GUZZI	GRISO 1200 8V	1151cc	109	Magneti Marelli	IAW 5AM	ZU-RV09E
		MOTO GUZZI	GRISO 850	877cc	75	Magneti Marelli	IAW 5AM	ZU-RV09E
		MOTO GUZZI	MGX-21	1399cc	97	Magneti Marelli	IAW 7SM	ZU-RV09E
		MOTO GUZZI	NEVADA 750	744cc	47	Magneti Marelli	IAW 15RC	ZU-RV09E
		MOTO GUZZI	NEVADA 750 I.E.	750cc	47	Magneti Marelli	IAW 15RC	ZU-RV09E
		MOTO GUZZI	NEVADA 750 SE 07	750cc	47	Magneti Marelli	IAW 15RC	ZU-RV09E
		MOTO GUZZI	NORGE 1200 GT 8V	1151cc	101	Magneti Marelli	IAW 5AM	ZU-RV09E
		MOTO GUZZI	NORGE 850	877cc	70	Magneti Marelli	IAW 5AM	ZU-RV09E
		MOTO GUZZI	STELVIO 1200 4V	1151cc	103	Magneti Marelli	IAW 5AM	ZU-RV09E
		MOTO GUZZI	STELVIO 1200 NXT	1200cc	103	Magneti Marelli	IAW 5AM	ZU-RV09E
		MOTO GUZZI	STELVIO 1200 NXT	1200cc	150	Magneti Marelli	IAW 5AM	ZU-RV09E
		MOTO GUZZI	V11 COPPA ITALIA	1064cc	90	Magneti Marelli	IAW 15RC	ZU-RV09E





		Marke/Brand	Modell	Motor	HP	ECU brand	ECU Typ	Kabel/Cabel
		MOTO GUZZI	V11 LE MANS	1100cc	90	Magneti Marelli	IAW 15RC	ZU-RV09E
		MOTO GUZZI	V11 SCURA	1064cc	90	Magneti Marelli	IAW 15RC	ZU-RV09E
		MOTO GUZZI	V7 CAFE RACER	744cc	47	Magneti Marelli	IAW 15RC	ZU-RV09E
		MOTO GUZZI	V7 CLASSIC	744cc	47	Magneti Marelli	IAW 15RC	ZU-RV09E
		MOTO GUZZI	V7 RACER EU3+EU4	744cc	50	Magneti Marelli	IAW MIU3G	ZU-RV09E
		MOTO GUZZI	V7 SPECIAL EU3+Eu4	744cc	50	Magneti Marelli	IAW MIU3G	ZU-RV09E
		MOTO GUZZI	V7 STANDARD EU3+EU4	744cc	50	Magneti Marelli	IAW MIU3G	ZU-RV09E
		MOTO GUZZI	V9 Bopper	853cc	55	Magneti Marelli	IAW MIU3G	ZU-RV09E
		MOTO GUZZI	V9 Roamer	853cc	55	Magneti Marelli	IAW MIU3G	ZU-RV09E
		MOTO MORINI	1200	1187cc	138	Magneti Marelli	IAW 5AM	ZU-RV09E
		MOTO MORINI	1200 SPORT	1187cc	115	Magneti Marelli	IAW 5AM	ZU-RV09E
		MOTO MORINI	9,5	1187cc	115	Magneti Marelli	IAW 5AM	ZU-RV09E
		MOTO MORINI	CORSARO 1200 AVIO	1187cc	118	Magneti Marelli	IAW 5AM	ZU-RV09E
		MOTO MORINI	CORSARO 1200 VELOCE	1187cc	138	Magneti Marelli	IAW 5AM	ZU-RV09E
		MOTO MORINI	GRANPASSO 1200	1187cc	117	Magneti Marelli	IAW 5AM	ZU-RV09E
		MV AGUSTA	BRUTALE 1078 RR *****	1078 RR 1078cc	152	Magneti Marelli	IAW 5SM	ZU-RV09E
		MV AGUSTA	BRUTALE 1090 / RR *****	1090cc	144	Magneti Marelli	IAW 5SM	ZU-RV09E
		MV AGUSTA	BRUTALE 675 EAS	675 EAS 675cc 12v	109	Eldor	EM2.0	ZU-RV16E
		MV AGUSTA	BRUTALE 750 S *****	750 S 749cc	125	Magneti Marelli	IAW 5SM	ZU-RV09E
		MV AGUSTA	BRUTALE 750 S GLADIO *****	750 S Gladio 749cc	133	Magneti Marelli	IAW 5SM	ZU-RV09E





















		Marke/Brand	Modell	Motor	HP	ECU brand	ECU Typ	Kabel/Cabel
		MV AGUSTA	BRUTALE 750 SERIE ORO *****	750 Serie Oro 749cc	125	Magneti Marelli	IAW 5SM	ZU-RV09E
		MV AGUSTA	BRUTALE 800 DRAGSTER EAS	798cc 12v	123	Eldor	EM2.0	ZU-RV16E
		MV AGUSTA	BRUTALE 800 DRAG. RR EU3+EU4	798cc 12v	138	Eldor	EM2.0	ZU-RV16E
		MV AGUSTA	BRUTALE 800 EAS	798cc 12v	123	Eldor	EM2.0	ZU-RV16E
		MV AGUSTA	BRUTALE 800 RR EAS EU3+EU4	798cc 12v	138	Eldor	EM2.0	ZU-RV16E
		MV AGUSTA	BRUTALE 910 R *****	909cc	137	Magneti Marelli	IAW 5SM	ZU-RV09E
		MV AGUSTA	BRUTALE 910 S *****	909cc	134	Magneti Marelli	IAW 5SM	ZU-RV09E
		MV AGUSTA	BRUTALE 910 S GLADIO *****	909cc	142	Magneti Marelli	IAW 5SM	ZU-RV09E
		MV AGUSTA	BRUTALE 989 R *****	982cc	139	Magneti Marelli	IAW 5SM	ZU-RV09E
		MV AGUSTA	BRUTALE 990 R	998cc	137	Magneti Marelli	IAW 7BM	ZU-RV09E
		MV AGUSTA	F3 675 EAS	675cc 12v	126	Eldor	EM2.0	ZU-RV16E
		MV AGUSTA	F3 800 EAS EU3+EU4	798cc 12v	146	Eldor	EM2.0	ZU-RV16E
		MV AGUSTA	F4 1000 EAS	998cc 16v	192	Eldor	EM2.0	ZU-RV16E
		MV AGUSTA	F4 1000 R 1+1	998cc	137	Magneti Marelli	IAW 7BM	ZU-RV09E
		MV AGUSTA	F4 1000 R312 1+1	998cc	137	Magneti Marelli	IAW 7BM	ZU-RV09E
		MV AGUSTA	F4 1000 S 1+1	998cc	164	Magneti Marelli	IAW 7BM	ZU-RV09E
		MV AGUSTA	F4 1078 RR 312	1078cc	188	Magneti Marelli	IAW 7BM	ZU-RV09E
		MV AGUSTA	F4 312R	998cc	190	Magneti Marelli	IAW 7BM	ZU-RV09E
		MV AGUSTA	F4 750 S 1+1 *****	749cc	135	Magneti Marelli	IAW 5SM	ZU-RV09E
		MV AGUSTA	F4 750 SPR *****	749cc	143	Magneti Marelli	IAW 5SM	ZU-RV09E
		MV AGUSTA	F4 R 1000 EAS	998cc 16v	192	Eldor	EM2.0	ZU-RV16E
		MV AGUSTA	F4 RR 1000 EAS	998cc 16v	198	Eldor	EM2.0	ZU-RV16E
		MV AGUSTA	F4 SENNA	998cc	172	Magneti Marelli	IAW 7BM	ZU-RV09E
		MV AGUSTA	RIVALE 800 EAS	798cc 12v	123	Eldor	EM2.0	ZU-RV16E
		MV AGUSTA	STRADALE 800 EAS	798cc 12v	114	Eldor	EM2.0	ZU-RV16E
		MV AGUSTA	TURISMO VELOCE 800 EAS	798cc 12v	109	Eldor	EM2.0	ZU-RV16E
		MV AGUSTA	TURISMO VELOCE LUSO 800 EAS	798cc 12v	109	Eldor	EM2.0	ZU-RV16E

\*\*\*\*\*HINWEIS: Für MV Agusta Modelle, die mit einer Magneti Marelli 5SM ECU ausgestattet sind, müssen Sie das serielle Anschlusskabel ZU-RV09E mit der plus und Minus Krokodilklemme verwenden! Falls Sie ein Kabel mit nur einer plus Krokodilklemme verwenden, können Sie die ECU nicht auslesen bzw. beschreiben (flashen), da die spezielle Masseverbindung fehlt! / NOTE: For MV Agusta models equipped by a Magneti Marelli 5SM ECU you have to use the serial Cable ZU-RV09E with positive and negative Alligator clamp! In case you have a cable with only a positive Alligator clamp, you can't read or write the ECU because the ground line is missing!

		Marke/Brand	Modell	Motor	HP	ECU brand	ECU Typ	Kabel/Cabel
		PIAGGIO	BEVERLY	250 I.E.	21	Magneti Marelli	IAW 32MIU 1	ZU-RV09E
		PIAGGIO	BEVERLY	250 I.E. Cruiser	21	Magneti Marelli	IAW 32MIU 1	ZU-RV09E
		PIAGGIO	BEVERLY	250 I.E. Tourer	21	Magneti Marelli	IAW 32MIU1	ZU-RV09E
		PIAGGIO	BEVERLY	300 I.E. Tourer	21	Magneti Marelli	IAW 32MIU1	ZU-RV09E
		PIAGGIO	BEVERLY	350 I.E.	32	Magneti Marelli	IAW MIU M3G / 32M3G1	ZU-RV09E
		PIAGGIO	BEVERLY	400 I.E.	34	Magneti Marelli	IAW 15P	ZU-RV09E
		PIAGGIO	BEVERLY	400 I.E.	34	Magneti Marelli	IAW 32MIU1	ZU-RV09E
		PIAGGIO	BEVERLY	400 I.E. Tourer	34	Magneti Marelli	IAW 32MIU1	ZU-RV09E
		PIAGGIO	BEVERLY	500 I.E.	38	Magneti Marelli	IAW 15P	ZU-RV09E
		PIAGGIO	BEVERLY	500 I.E.	39	Magneti Marelli	IAW 40MIU1	ZU-RV09E
		PIAGGIO	BEVERLY	500 I.E. Cruiser	39	Magneti Marelli	IAW 32MIU 1	ZU-RV09E
		PIAGGIO	BEVERLY	500 I.E. Tourer	39	Magneti Marelli	IAW 32MIU 1	ZU-RV09E
		PIAGGIO	CARNABY	250 I.E.	0	Magneti Marelli	IAW 32MIU 1	ZU-RV09E
		PIAGGIO	CARNABY	300 I.E. Cruiser	0	Magneti Marelli	IAW 32MIU 1	ZU-RV09E
		PIAGGIO	MP3	250 I.E.	0	Magneti Marelli	IAW 32MIU 1	ZU-RV09E
		PIAGGIO	MP3	300 I.E.	0	Magneti Marelli	IAW 32MIU 1	ZU-RV09E
		PIAGGIO	MP3	400 I.E.	0	Magneti Marelli	IAW 40MIU1	ZU-RV09E
		PIAGGIO	MP3	500 I.E.	0	Magneti Marelli	IAW 32MIU 1	ZU-RV09E
		PIAGGIO	MP3	LT 500IE Sport	52	Magneti Marelli	IAW 38RIU 1	ZU-RV09E
		PIAGGIO	VESPA	125 I.E. LX	0	Magneti Marelli	IAW 32MIU 1	ZU-RV09E
		PIAGGIO	VESPA	125 I.E. LX Touring	0	Magneti Marelli	IAW 32MIU 1	ZU-RV09E
		PIAGGIO	VESPA	125 I.E. LXV	0	Magneti Marelli	IAW 32MIU 1	ZU-RV09E
		PIAGGIO	VESPA	125 I.E. S	0	Magneti Marelli	IAW 32MIU 1	ZU-RV09E
		PIAGGIO	VESPA	125 Super GTS	0	Magneti Marelli	IAW 32MIU 1	ZU-RV09E
		PIAGGIO	VESPA	150 I.E. LX	0	Magneti Marelli	IAW 32MIU 1	ZU-RV09E
		PIAGGIO	VESPA	150 I.E. LX Touring	0	Magneti Marelli	IAW 32MIU 1	ZU-RV09E
		PIAGGIO	VESPA	150 I.E. S	0	Magneti Marelli	IAW 32MIU 1	ZU-RV09E
		PIAGGIO	VESPA	250 I.E. GTS	0	Magneti Marelli	IAW 32MIU 1	ZU-RV09E
		PIAGGIO	VESPA	250 I.E. GTV	0	Magneti Marelli	IAW 32MIU 1	ZU-RV09E
		PIAGGIO	VESPA	300 Super Sport GTS	0	Magneti Marelli	IAW 32MIU 1	ZU-RV09E
		PIAGGIO	VESPA	300 Super Sport GTS EU3 + EU4	20	Magneti Marelli	IAW MIU M3G / 32M3G1	ZU-RV09E

		Marke/Brand	Modell	Motor	HP	ECU brand	ECU Typ	Kabel/Cabel
		PIAGGIO	VESPA	300 GTV EU4	20	Magneti Marelli	IAW MIU M3G / 32M3G2	ZU-RV09E
		PIAGGIO	VESPA	946 (125 LX)	0	Magneti Marelli	IAW 28MIU 1	ZU-RV09E
		PIAGGIO	X7	250 I.E.	0	Magneti Marelli	IAW 32MIU 1	ZU-RV09E
		PIAGGIO	X8	250 I.E.	0	Magneti Marelli	IAW 32MIU 1	ZU-RV09E
		PIAGGIO	X8	400 I.E.	32	Magneti Marelli	IAW 15P	ZU-RV09E
		PIAGGIO	X8	400 I.E.	0	Magneti Marelli	IAW 32MIU 1	ZU-RV09E
		PIAGGIO	X9	250	0	Magneti Marelli	IAW 32MIU 1	ZU-RV09E
		PIAGGIO	X9	500	38	Magneti Marelli	IAW 15P	ZU-RV09E
		PIAGGIO	X9	500	0	Magneti Marelli	IAW 32MIU 1	ZU-RV09E
		PIAGGIO	X9	500 Evolution	38	Magneti Marelli	IAW 15P	ZU-RV09E
		PIAGGIO	X9	500 Evolution	0	Magneti Marelli	IAW 32MIU 1	ZU-RV09E
		PIAGGIO	X9	500 SL	38	Magneti Marelli	IAW 15P	ZU-RV09E
		PIAGGIO	X9	500 SL	0	Magneti Marelli	IAW 32MIU 1	ZU-RV09E
		PIAGGIO	XEVO	250 I.E.	0	Magneti Marelli	IAW 32MIU 1	ZU-RV09E
		PIAGGIO	XEVO	400 I.E.	0	Magneti Marelli	IAW 32MIU 1	ZU-RV09E
		SUZUKI	SUPERSPORT	GSXR1000 K7	185	Denso	32920-21Hxx	ZU-RV04E*
		SUZUKI	SUPERSPORT	GSXR1000 K8	185	Denso	32920-21Hxx	ZU-RV04E*
		SUZUKI	SUPERSPORT	GSXR600 K8	101	Denso	32920-37H00	ZU-RV04E*
		SUZUKI	SUPERSPORT	GSXR750 L1	133	Denso	32920-08J11	ZU-RV04E*
		TRIUMPH	BONNEVILLE		0	Keihin		ZU-RV07E
		TRIUMPH	DAYTONA	675	0	Keihin		ZU-RV07E
		TRIUMPH	DAYTONA	955i	0	Keihin		ZU-RV07E
		TRIUMPH	ROCKET	III Classic	0	Keihin		ZU-RV07E
		TRIUMPH	ROCKET	III Touring	0	Keihin		ZU-RV07E
		TRIUMPH	SCRAMBLER	900cc	0	Keihin		ZU-RV07E
		TRIUMPH	SPEED	Triple 1050	0	Keihin		ZU-RV07E
		TRIUMPH	SPEEDMASTER	790cc	61	Keihin		ZU-RV06E
		TRIUMPH	SPRINT	ST 1050	0	Keihin		ZU-RV07E
		TRIUMPH	STREET	Triple 675	0	Keihin		ZU-RV07E
		TRIUMPH	THRUXTON	900cc	69	Keihin		ZU-RV06E
		TRIUMPH	TIGER	1050	0	Keihin		ZU-RV07E


		Marke/Brand	Modell	Motor	HP	ECU brand	ECU Typ	Kabel/Cabel
		TRIUMPH	TIGER	885cc	0	Keihin		ZU-RV07E
		TRIUMPH	TIGER	955cc	0	Keihin		ZU-RV07E
		VOXAN	BLACK MAGIC		0	Magneti Marelli	IAW 15RC	ZU-RV09E
		VOXAN	CAFE RACER		0	Magneti Marelli	IAW 15RC	ZU-RV09E
		VOXAN	ROADSTER		0	Magneti Marelli	IAW 15RC	ZU-RV09E
		VOXAN	SCRAMBLER		0	Magneti Marelli	IAW 15RC	ZU-RV09E
		VOXAN	STREET SCRAMBLER		0	Magneti Marelli	IAW 15RC	ZU-RV09E
		YAMAHA	T-MAX	XP 530 TMax	46	Denso	2PW-8591A-40	ZU-RV19E
		YAMAHA	T-MAX	XP500 TMax	46	Denso	15B-8591A-00	ZU-RV04E*
		YAMAHA	T-MAX	XP500 TMax	46	Denso	4B5-8591A-00	ZU-RV04E*
		YAMAHA	T-MAX	XP500 TMax	46	Denso	5VU-8591A-00	ZU-RV04E*



Bitte beachten Sie: Alle ECUs vom Typ Magneti Marelli MIU müssen zwingend im Fahrzeug beschrieben (geflasht) werden, diese lassen sich nicht im ausgebauten Zustand flashen, da es sonst zu Problemen mit der Wegfahrsperrung führen kann. / Please note: All Type Magneti Marelli MIU ECU's must always be flashed in the Vehicle and can not be edited when removed, otherwise you will get problems with the immobilizer!


\* K4 Direktanschlusskabel (nur für ECU im ausgebauten Zustand) / *K4 direct connection cable (only for direct connection on the ECU)*

\*\*Für diese Fahrzeuge ist es zwingend notwendig nach dem Beschreiben (flashen) der ECU eine spezielle Rückstellung mittels offiziellem Testgerät oder dem RexXer EVO durchzuführen! / For this bike it's necessary to do a special reset which is only available by an official test device or the new RexXer EVO!

\*\*\*Für diese Fahrzeuge ist es zwingend notwendig nach dem Beschreiben (flashen) der ECU eine TPS (Drosselklappenpoti) Rückstellung durchzuführen, da das Fahrzeug sonst keine Gasannahme mehr hat. / For this bike it's necessary to make a TPS reset after flashing the ECU, otherwise the bike has no throttle input.

 Diese Modelle lassen sich nur mittel RexXer EVO bearbeiten / *These models are only supported by the RexXer EVO!*

  Diese Modelle lassen sich mittel RexXer EVO und RexXer bearbeiten / *These models are supported by the RexXer EVO and RexXer!*

 Diese Modelle lassen sich nicht mittel RexXer oder RexXer EVO bearbeiten. Der Direktflash dieser ECUs erfolgt nur bei uns im Haus (RexXer Inhouse Service).  
*This bike cannot be flashed by RexXer or RexXer EVO! The direct flash of this ECU type only takes place in our house (RexXer Inhouse Service).*

**Seed+**  Bei diesen Modellen wird ein Seed-Key (ZU-RVSK1E oder ZU-RVSK1ME) zum Bearbeiten benötigt. / *These models require a seed key (ZU-RVSK1E or ZU-RVSK1ME).*