































































RexXer EVO Professional

Serial Programming Application List - Supported Models
















































Release: 10/2022 - © by RexXer Tuning GmbH












































 Diese Modelle lassen sich nur mittel RexXer EVO bearbeiten / <i>These models are only supported by the RexXer EVO!</i>							
  Diese Modelle lassen sich mittel RexXer EVO und RexXer bearbeiten / <i>These models are supported by the RexXer EVO and RexXer!</i>							
 Diese Modelle lassen sich mit unserm In-House Service bearbeiten / <i>These models are supported by our In-house Service!</i>							
	Marke/Brand	Modell	Motor	ECU brand	ECU Typ	Kabel/Cabel	
	APRILIA	ATLANTIC 250	250 i.e. EURO 2 (03-05)	Magneti Marelli	IAW 15P	ZU-RV09E	
	APRILIA	ATLANTIC 250	250 i.e. EURO 3 (06-08)	Magneti Marelli	MIU 32MIU1.E	ZU-RV09E	
	APRILIA	ATLANTIC 400	400 i.e. EURO 2 (05-06)	Magneti Marelli	IAW 15P	ZU-RV09E	
	APRILIA	ATLANTIC 400	400 i.e. Sprint EURO 2 (07)	Magneti Marelli	IAW 15P	ZU-RV09E	
	APRILIA	ATLANTIC 400	400 i.e. Sprint EURO 3 (08-11)	Magneti Marelli	MIU 32MIU1.E	ZU-RV09E	
	APRILIA	ATLANTIC 500	500 i.e.	Magneti Marelli	IAW 15P	ZU-RV09E	
	APRILIA	ATLANTIC 500	500 i.e. Sprint	Magneti Marelli	IAW 15P	ZU-RV09E	
	APRILIA	CAPONORD	1200 ABS **	Magneti Marelli	IAW 7SM	ZU-RV09E	
	APRILIA	CAPONORD	1200 ABS Rally Raid **	Magneti Marelli	IAW 7SM	ZU-RV09E	
	APRILIA	CAPONORD	1200 ABS Travel Pack **	Magneti Marelli	IAW 7SM	ZU-RV09E	
	APRILIA	DORSODURO	1200 ABS	Magneti Marelli	IAW 7SM.A3	ZU-RV09E	
	APRILIA	DORSODURO	750 ABS	Magneti Marelli	IAW 5DM	ZU-RV09E	
	APRILIA	DORSODURO	750 Factory	Magneti Marelli	IAW 5DM	ZU-RV09E	
	APRILIA	DORSODURO	750 Factory ABS	Magneti Marelli	IAW 5DM	ZU-RV09E	
	APRILIA	MANA	850	Magneti Marelli	IAW 5AM	ZU-RV09E	
	APRILIA	MANA	850 GT ABS	Magneti Marelli	IAW 5AM	ZU-RV09E	
	APRILIA	RS4	125	Magneti Marelli	MIU G3 32M3G1	ZU-RV09E	
	APRILIA	RSV	1000 R Factory ****	Siemens	MSE3.7	ZU-RV08E	
	APRILIA	RSV	1000 R Factory ****	Siemens	MSE3.7	ZU-RV08E	
	APRILIA	RSV4	Factory	Magneti Marelli	IAW 7SM	ZU-RV09E	

















































		APRILIA	RSV4	Factory APRC ABS	Magneti Marelli	IAW 7SM	ZU-RV09E
		APRILIA	RSV4	R	Magneti Marelli	IAW 7SM	ZU-RV09E
		APRILIA	RSV4	RF ABS	Magneti Marelli	IAW 7SM	ZU-RV09E
		APRILIA	RSV4	RFW	Magneti Marelli	IAW 7SM	ZU-RV09E
		APRILIA	RSV4	RR ABS	Magneti Marelli	IAW 7SM	ZU-RV09E
		APRILIA	RSV4	RR APRC ABS	Magneti Marelli	IAW 7SM	ZU-RV09E
		APRILIA	RSV4	RR/RF Euro4	Magneti Marelli	IAW 7SM	ZU-RV09E
		APRILIA	SCARABEO	400	Magneti Marelli	IAW 15P	ZU-RV09E
		APRILIA	SCARABEO	500	Magneti Marelli	IAW 15P	ZU-RV09E
		APRILIA	SCARABEO	125 i.e.	Magneti Marelli	MIU 32MIU1.E	ZU-RV09E
		APRILIA	SCARABEO	200 i.e.	Magneti Marelli	MIU 32MIU1.E	ZU-RV09E
		APRILIA	SCARABEO	250 i.e.	Magneti Marelli	MIU 32MIU1.E	ZU-RV09E
		APRILIA	SCARABEO	300 i.e. Special	Magneti Marelli	MIU 32MIU1.E	ZU-RV09E
		APRILIA	SCARABEO	500 GT ABS	Magneti Marelli	MIU 32MIU1.E	ZU-RV09E
		APRILIA	SHIVER	750	Magneti Marelli	IAW 5DM	ZU-RV09E
		APRILIA	SHIVER	750 ABS	Magneti Marelli	IAW 5DM	ZU-RV09E
		APRILIA	SHIVER	750 GT	Magneti Marelli	IAW 5DM	ZU-RV09E
		APRILIA	SHIVER	750 GT ABS	Magneti Marelli	IAW 5DM	ZU-RV09E
		APRILIA	SPORTCITY	250 i.e.	Magneti Marelli	MIU 32MIU1.E	ZU-RV09E
		APRILIA	SPORTCITY CUBE	125 i.e.	Magneti Marelli	MIU 32MIU1.E	ZU-RV09E
		APRILIA	SPORTCITY CUBE	300 i.e.	Magneti Marelli	MIU 32MIU1.E	ZU-RV09E
		APRILIA	SPORTCITY STREET	300 i.e.	Magneti Marelli	MIU 32MIU1.E	ZU-RV09E
		APRILIA	SRV	850	Magneti Marelli	IAW 5AM	ZU-RV09E
		APRILIA	SRV	850 ABS	Magneti Marelli	IAW 5AM	ZU-RV09E
		APRILIA	TUONO	1000 ****	Siemens	MSE3.7	ZU-RV09E
		APRILIA	TUONO	1000 R ****	Siemens	MSE3.7	ZU-RV08E
		APRILIA	TUONO	1000 R Factory ****	Siemens	MSE3.7	ZU-RV09E
		APRILIA	TUONO	V4 R	Magneti Marelli	IAW 7SM	ZU-RV09E
		APRILIA	TUONO	V4 R APRC	Magneti Marelli	IAW 7SM	ZU-RV09E
		APRILIA	TUONO	V4 1100 RR EU4	Magneti Marelli	IAW 7SM	ZU-RV09E






















































***ACHTUNG: Für ältere Aprilia Modelle, welche mit einer Siemens ECU ausgestattet sind müssen Sie das serielle Anschlusskabel ZU-RV09E mit der plus und minus Krokodilklemme verwenden! Ein veraltetes Anschlusskabel mit nur einer plus Krokodilklemme dürfen Sie auf keinen Fall verwenden! Dadurch verursachen Sie einen Kurzschluss im RexXer und zerstören damit das Gerät. Die Gewährleistung des RexXers erlischt dadurch ebenfalls. / ATTENTION: For older Aprilia models equipped by a Siemens ECU you have to use the serial Cable ZU-RV09E with positive and negative Alligator clamp! In case you have a cable with only a positive Alligator clamp, you can't use it! It will cause a short-circuit and the board of the RexXer will be damaged! It will also invalidate the warranty.

		BENELLI	ADIVA	AD 250	Magneti Marelli	IAW 32MIU 1	ZU-RV09E
		BMW MOTORRAD	F 650	F 650 GS (06-12)	Bosch	ME9.2.0 BMS-KP	ZU-RV10E
		BMW MOTORRAD	F 700	F 700 GS (11-15)	Bosch	ME9.2.0 BMS-KP	ZU-RV10E
		BMW MOTORRAD	F 700	F 700 GS (16-17)	Bosch	ME17.2.4 BMS-MP	ZU-RV10E (5 pin)
		BMW MOTORRAD	F 800	F 800 GS (06-15)	Bosch	ME9.2.0 BMS-KP	ZU-RV10E
		BMW MOTORRAD	F 800	F 800 GS (16-17)	Bosch	ME17.2.4 BMS-MP	ZU-RV10E (5 pin)
		BMW MOTORRAD	F 800	F 800 GS Adventure (12-15)	Bosch	ME9.2.0 BMS-KP	ZU-RV10E
		BMW MOTORRAD	F 800	F 800 GS Adventure (16-17)	Bosch	ME17.2.4 BMS-MP	ZU-RV10E (5 pin)
		BMW MOTORRAD	F 800	F 800 GT (11-15)	Bosch	ME9.2.0 BMS-KP	ZU-RV10E
		BMW MOTORRAD	F 800	F 800 R (05-15)	Bosch	ME9.2.0 BMS-KP	ZU-RV10E
		BMW MOTORRAD	F 800	F 800 R (16-17)	Bosch	ME17.2.4 BMS-MP	ZU-RV10E (5 pin)
		BMW MOTORRAD	F 800	F 800 S (04-08)	Bosch	ME9.2.0 BMS-KP	ZU-RV10E
		BMW MOTORRAD	F 800	F 800 ST (04-12)	Bosch	ME9.2.0 BMS-KP	ZU-RV10E
		BMW MOTORRAD	G 650	G 650 GS Sertao (10-14)	Bosch	ME9.2.0 BMS-KP	ZU-RV10E
		BMW MOTORRAD	G 650	G 650 Xchallenge (06-07)	Bosch	ME9.2.0 BMS-KP	ZU-RV10E
		BMW MOTORRAD	G 650	G 650 Xcountry (06-07)	Bosch	ME9.2.0 BMS-KP	ZU-RV10E
		BMW MOTORRAD	G 650	G 650 Xmoto (06-07)	Bosch	ME9.2.0 BMS-KP	ZU-RV10E
		BMW MOTORRAD	HP2	HP2 Enduro (04-06)	Bosch	ME9.2.0 BMS-KP	ZU-RV10E
		BMW MOTORRAD	HP2	HP2 Megamoto (06-08)	Bosch	ME9.2.0 BMS-KP	ZU-RV10E
		BMW MOTORRAD	HP2	HP2 Sport (07-10)	Bosch	ME9.2.0 BMS-KP	ZU-RV10E
		BMW MOTORRAD	HP4	HP4 Sport (11-14)	Bosch	ME9.2.0 BMS-KP	ZU-RV10E
		BMW MOTORRAD	K 1200	K 1200 R (04-08)	Bosch	ME9.2.0 BMS-KP	ZU-RV10E
		BMW MOTORRAD	K 1200	K 1200 R Sport (05-07)	Bosch	ME9.2.0 BMS-KP	ZU-RV10E
		BMW MOTORRAD	K 1200	K 1200 S (03-08)	Bosch	ME9.2.0 BMS-KP	ZU-RV10E
		BMW MOTORRAD	K 1300	K 1300 GT (07-10)	Bosch	ME9.2.0 BMS-KP	ZU-RV10E
		BMW MOTORRAD	K 1300	K 1300 R (07-12)	Bosch	ME9.2.0 BMS-KP	ZU-RV10E


		BMW MOTORRAD	K 1300	K 1300 S (07-15)	Bosch	ME9.2.0 BMS-KP	ZU-RV10E
		BMW MOTORRAD	K1600 (K48)	K 1600 GT (10-15)	Bosch	ME17.2 BMS-X	ZU-RV10E (5 pin)
		BMW MOTORRAD	K1600 (K48)	K 1600 GT (16-17)	Bosch	ME17.2.4 BMS-MP	ZU-RV10E (5 pin)
		BMW MOTORRAD	K1600 (K48)	K 1600 GTL (10-15)	Bosch	ME17.2 BMS-X	ZU-RV10E (5 pin)
		BMW MOTORRAD	K1600 (K48)	K 1600 GTL (16-17)	Bosch	ME17.2.4 BMS-MP	ZU-RV10E (5 pin)
		BMW MOTORRAD	K1600 (K48)	K 1600 GTL Exclusive (13-16)	Bosch	ME17.2 BMS-X	ZU-RV10E (5 pin)
		BMW MOTORRAD	K1600 (K48)	K 1600 GTL Exclusive (17)	Bosch	ME17.2.4 BMS-MP	ZU-RV10E (5 pin)
		BMW MOTORRAD	R 1200	R 1200 GS (02-12)	Bosch	ME9.2.0 BMS-KP	ZU-RV10E
		BMW MOTORRAD	R 1200 GS (K50)	R 1200 GS (LC) (11-15)	Bosch	ME17.2 BMS-X	ZU-RV10E (5 pin)
		BMW MOTORRAD	R 1200 GS (K50)	R 1200 GS (LC) (16-17)	Bosch	ME17.2.4 BMS-MP	ZU-RV10E (5 pin)
		BMW MOTORRAD	R 1200	R 1200 GS Adventure (05-13)	Bosch	ME9.2.0 BMS-KP	ZU-RV10E
		BMW MOTORRAD	R 1200 GS (K51)	R 1200 GS (LC) Adventure (12-16)	Bosch	ME17.2 BMS-X	ZU-RV10E (5 pin)
		BMW MOTORRAD	R 1200 GS (K51)	R 1200 GS (LC) Adventure (17)	Bosch	ME17.2.4 BMS-MP	ZU-RV10E (5 pin)
		BMW MOTORRAD	R 1200	R 1200 GT (04-08)	Bosch	ME9.2.0 BMS-KP	ZU-RV10E
		BMW MOTORRAD	R 1200	R 1200 R (05-14)	Bosch	ME9.2.0 BMS-KP	ZU-RV10E
		BMW MOTORRAD	R 1200 (K53)	R 1200 R (13-16)	Bosch	ME17.2 BMS-X	ZU-RV10E (5 pin)
		BMW MOTORRAD	R 1200 (K54)	R 1200 R (14-16)	Bosch	ME17.2 BMS-X	ZU-RV10E (5 pin)
		BMW MOTORRAD	R 1200 (K53)	R 1200 R (17)	Bosch	ME17.2.4 BMS-MP	ZU-RV10E (5 pin)
		BMW MOTORRAD	R 1200 (K54)	R 1200 R (17)	Bosch	ME17.2.4 BMS-MP	ZU-RV10E (5 pin)
		BMW MOTORRAD	R 1200	R 1200 RT (03-14)	Bosch	ME9.2.0 BMS-KP	ZU-RV10E
		BMW MOTORRAD	R 1200 (K52)	R 1200 RT (13-16)	Bosch	ME17.2 BMS-X	ZU-RV10E (5 pin)
		BMW MOTORRAD	R 1200 (K52)	R 1200 RT (17)	Bosch	ME17.2.4 BMS-MP	ZU-RV10E (5 pin)
		BMW MOTORRAD	R 1200	R 1200 S (04-06)	Bosch	ME9.2.0 BMS-KP	ZU-RV10E
		BMW MOTORRAD	R 1200	R 1200 ST (03-07)	Bosch	ME9.2.0 BMS-KP	ZU-RV10E
		BMW MOTORRAD	R 1200	R 1250 GS (18-19)	Bosch	ME17.2.42 BMS-O	ZU-RV10E (5 pin)
		BMW MOTORRAD	R 1200	R 1250 GS Adventure (18-19)	Bosch	ME17.2.42 BMS-O	ZU-RV10E (5 pin)
		BMW MOTORRAD	R 1200	R 1250 RT (18-19)	Bosch	ME17.2.42 BMS-O	ZU-RV10E (5 pin)
		BMW MOTORRAD	R 1200	R 1250 R (18-19)	Bosch	ME17.2.42 BMS-O	ZU-RV10E (5 pin)
		BMW MOTORRAD	R 1200	R 1250 RS (18-19)	Bosch	ME17.2.42 BMS-O	ZU-RV10E (5 pin)
		BMW MOTORRAD	R 900	R 900 RT (05-10)	Bosch	ME9.2.0 BMS-KP	ZU-RV10E
		BMW MOTORRAD	R NINET (K21)	R nineT 1200 (10-15) EU3	Bosch	ME9.2.0 BMS-KP	ZU-RV10E

		BMW MOTORRAD	R NINET (K21)	R nineT 1200 (16-17) EU4	Bosch	ME17.2.4 BMS-MP	ZU-RV10E (5 pin)
		BMW MOTORRAD	R NINET (K22)	R nineT 1200 Pure (15-17) EU4	Bosch	ME17.2.4 BMS-MP	ZU-RV10E (5 pin)
		BMW MOTORRAD	R NINET (K23)	R nineT 1200 Scrambler (15-17) EU4	Bosch	ME17.2.4 BMS-MP	ZU-RV10E (5 pin)
		BMW MOTORRAD	R NINET (K32)	R nineT 1200 Racer (15-17) EU4	Bosch	ME17.2.4 BMS-MP	ZU-RV10E (5 pin)
		BMW MOTORRAD	R NINET (K33)	R nineT 1200 Urban GS (16-17) EU4	Bosch	ME17.2.4 BMS-MP	ZU-RV10E (5 pin)
		BMW MOTORRAD	S 1000	S 1000 RR (08-13)	Bosch	ME9.2.0 BMS-KP	ZU-RV10E
		BMW MOTORRAD	S 1000	S 1000 RR (14-15)	Bosch	ME17.2 BMS-X	ZU-RV10E (5 pin)
		BMW MOTORRAD	S 1000	S 1000 RR (16-17)	Bosch	ME17.2.4 BMS-MP	ZU-RV10E (5 pin)
		BMW MOTORRAD	S 1000	S 1000 RR (18-19)	Bosch	ME17.2.42 BMS-O	ZU-RV10E (5 pin)
		BMW MOTORRAD	S 1000	S 1000 R (13-15)	Bosch	ME17.2 BMS-X	ZU-RV10E (5 pin)
		BMW MOTORRAD	S 1000	S 1000 R (16-17)	Bosch	ME17.2.4 BMS-MP	ZU-RV10E (5 pin)
		BMW MOTORRAD	S 1000	S 1000 XR (14-15)	Bosch	ME17.2 BMS-X	ZU-RV10E (5 pin)
		BMW MOTORRAD	S 1000	S 1000 XR (16-17)	Bosch	ME17.2.4 BMS-MP	ZU-RV10E (5 pin)
		BMW MOTORRAD	S 1000	S 1000 XR (18-19)	Bosch	ME17.2.42 BMS-O	ZU-RV10E (5 pin)
		DERBI	GP1	250 Racing	Magneti Marelli	MIU 32MIU1.E	ZU-RV09E
		DERBI	RAMBLA	250 i.e.	Magneti Marelli	MIU 32MIU1.E	ZU-RV09E
NEW		DUCATI	DESERT X EU5	DESERT X	Bosch	ME.17	ZU-RX052
		DUCATI	DESMOSEDICI RR	RR	Magneti Marelli	IAW 5SM	ZU-RV09E
NEW		DUCATI	DIAVEL EU5	1260	Bosch	ME.17	ZU-RX052
NEW		DUCATI	DIAVEL EU5	1260 S	Bosch	ME.17	ZU-RX052
		DUCATI	DIAVEL	Diavel	Mitsubishi	Melco	ZU-RV08E
		DUCATI	DIAVEL	Diavel AMG	Mitsubishi	Melco	ZU-RV08E
		DUCATI	DIAVEL	Diavel Carbon	Mitsubishi	Melco	ZU-RV08E
		DUCATI	DIAVEL	Diavel Cromo	Mitsubishi	Melco	ZU-RV08E
		DUCATI	DIAVEL	Diavel Dark	Mitsubishi	Melco	ZU-RV08E
		DUCATI	DIAVEL	Diavel Strada	Mitsubishi	Melco	ZU-RV08E
		DUCATI	DIAVEL	Diavel Titanium	Mitsubishi	Melco	ZU-RV08E
		DUCATI	DIAVEL	2017 EU4	Mitsubishi	Himeji	ZU-RV08E
		DUCATI	DIAVEL	2017 Carbon EU4	Mitsubishi	Himeji	ZU-RV08E
		DUCATI	DIAVEL	2017 Diesel EU4	Mitsubishi	Himeji	ZU-RV08E
		DUCATI	DIAVEL	1260 / S	Bosch	ME.17	ZU-RV08E








































		DUCATI	XDIAVEL	XDiavel EU4	Bosch	ME.17	ZU-RV08E
		DUCATI	XDIAVEL	Xdiavel S EU4	Bosch	ME.17	ZU-RV08E
		DUCATI	HYPERMOTARD	796	Continental	M3C	ZU-RV08E
NEW		DUCATI	HYPERMOTARD EU5	950 RVE	Continental	M4C	ZU-RX053
NEW		DUCATI	HYPERMOTARD EU5	950 SP	Continental	M4C	ZU-RX053
NEW		DUCATI	HYPERMOTARD EU5	950	Continental	M4C	ZU-RX053
		DUCATI	HYPERMOTARD	1100	Magneti Marelli	IAW 5AM	ZU-RV09E
		DUCATI	HYPERMOTARD	1100 Evo	Continental	M3C	ZU-RV08E
		DUCATI	HYPERMOTARD	1100 Evo SP	Continental	M3C	ZU-RV08E
		DUCATI	HYPERMOTARD	1100 S	Magneti Marelli	IAW 5AM	ZU-RV09E
		DUCATI	HYPERMOTARD	Hypermotard 821 ***	Magneti Marelli	IAW 75M	ZU-RV08E
		DUCATI	HYPERMOTARD	Hypermotard 939 ***	Magneti Marelli	IAW 75M	ZU-RV08E
		DUCATI	HYPERMOTARD	Hyperstrada 821 ***	Magneti Marelli	IAW 75M	ZU-RV08E
		DUCATI	HYPERMOTARD	Hyperstrada 939 ***	Magneti Marelli	IAW 75M	ZU-RV08E
		DUCATI	HYPERMOTARD	Hyperstrada 950 ***	Continental	M3D	ZU-RV08E
		DUCATI	MH900E	MH900E	Magneti Marelli	IAW 15M	ZU-RV09E
		DUCATI	MONSTER	400	Magneti Marelli	IAW 59M	ZU-RV09E
		DUCATI	MONSTER	600	Magneti Marelli	IAW 15M	ZU-RV09E
		DUCATI	MONSTER	620	Magneti Marelli	IAW 59M	ZU-RV09E
		DUCATI	MONSTER	659	Continental	M3C	ZU-RV08E
		DUCATI	MONSTER	695	Magneti Marelli	IAW 5AM	ZU-RV09E
		DUCATI	MONSTER	696	Continental	M3C	ZU-RV08E
		DUCATI	MONSTER	750	Magneti Marelli	IAW 15M	ZU-RV09E
NEW		DUCATI	MONSTER EU5	937	Bosch	ME.17	ZU-RX052
NEW		DUCATI	MONSTER EU5	937+	Bosch	ME.17	ZU-RX052
		DUCATI	MONSTER	795	Continental	M3C	ZU-RV08E
		DUCATI	MONSTER	796	Continental	M3C	ZU-RV08E
		DUCATI	MONSTER	797 EU4	Continental	M3C	ZU-RV08E
		DUCATI	MONSTER	797 + EU4	Continental	M3C	ZU-RV08E
		DUCATI	MONSTER	800	Magneti Marelli	IAW 15M	ZU-RV09E
		DUCATI	MONSTER	1000	Magneti Marelli	IAW 59M	ZU-RV09E
































		DUCATI	MONSTER	1000	Magneti Marelli	IAW 5AM	ZU-RV09E
		DUCATI	MONSTER	1100	Continental	M3C	ZU-RV08E
		DUCATI	MONSTER	1000 S	Magneti Marelli	IAW 59M	ZU-RV09E
		DUCATI	MONSTER	1100 Evo	Continental	M3C	ZU-RV08E
		DUCATI	MONSTER	1100 S	Continental	M3C	ZU-RV08E
		DUCATI	MONSTER	620 Dark	Magneti Marelli	IAW 5AM	ZU-RV09E
		DUCATI	MONSTER	900 i.e.	Magneti Marelli	IAW 15M	ZU-RV09E
		DUCATI	MONSTER	S2R 1000	Magneti Marelli	IAW 5AM	ZU-RV09E
		DUCATI	MONSTER	S2R 800	Magneti Marelli	IAW 5AM	ZU-RV09E
		DUCATI	MONSTER	S2R Dark	Magneti Marelli	IAW 5AM	ZU-RV09E
		DUCATI	MONSTER	S4	Magneti Marelli	IAW 59M	ZU-RV09E
		DUCATI	MONSTER	S4R	Magneti Marelli	IAW 59M	ZU-RV09E
		DUCATI	MONSTER	S4R S Testastretta	Magneti Marelli	IAW 5AM	ZU-RV09E
		DUCATI	MONSTER	S4R Testastretta	Magneti Marelli	IAW 5AM	ZU-RV09E
		DUCATI	MONSTER	821/ Dark / Stripe (2014-2016) EU3	Conti Synerject	Easy-U1 M3D	ZU-RV08E
		DUCATI	MONSTER	NEW - 821 (2017-) EU4	Conti Synerject	Easy-U1 M3D	ZU-RV08E
		DUCATI	MONSTER	1200/S (2014-2016) EU3	Conti Synerject	Easy-U1 M3D	ZU-RV08E
		DUCATI	MONSTER	1200/S (2017-) EU4	Conti Synerject	Easy-U1 M3D	ZU-RV08E
		DUCATI	MONSTER	1200 R (2016-) EU4	Conti Synerject	Easy-U1 M3D	ZU-RV08E
		DUCATI	MULTISTRADA	620	Magneti Marelli	IAW 5AM	ZU-RV09E
		DUCATI	MULTISTRADA	1100	Magneti Marelli	IAW 5AM	ZU-RV09E
		DUCATI	MULTISTRADA	1200	Mitsubishi	Melco	ZU-RV08E
		DUCATI	MULTISTRADA	1000 DS	Magneti Marelli	IAW 5AM	ZU-RV09E
		DUCATI	MULTISTRADA	1000 S DS	Magneti Marelli	IAW 5AM	ZU-RV09E
		DUCATI	MULTISTRADA	1100 S	Magneti Marelli	IAW 5AM	ZU-RV09E
		DUCATI	MULTISTRADA	1200 S Gran Turismo	Mitsubishi	Melco	ZU-RV08E
		DUCATI	MULTISTRADA	1200 S Pikes Peak	Mitsubishi	Melco	ZU-RV08E
		DUCATI	MULTISTRADA	1200 S Sport	Mitsubishi	Melco	ZU-RV08E
		DUCATI	MULTISTRADA	1200 S Touring	Mitsubishi	Melco	ZU-RV08E
		DUCATI	MULTISTRADA	1200 S Touring Dair	Mitsubishi	Melco	ZU-RV08E
		DUCATI	MULTISTRADA	620 Dark	Magneti Marelli	IAW 5AM	ZU-RV09E
































NEW		DUCATI	MULTISTRADA EU5	V2	Continental	M3D	ZU-RX054
NEW		DUCATI	MULTISTRADA EU5	V2 S	Continental	M3D	ZU-RX054
NEW		DUCATI	MULTISTRADA EU5	V4	Continental	M4D	ZU-RX053
NEW		DUCATI	MULTISTRADA EU5	V4 S	Continental	M4D	ZU-RX053
NEW		DUCATI	MULTISTRADA EU5	950	Bosch	ME.17	ZU-RX052
NEW		DUCATI	MULTISTRADA EU5	950 S	Bosch	ME.17	ZU-RX052
		DUCATI	MULTISTRADA DVT EU4	950 / S	Bosch	ME.17	ZU-RV08E
		DUCATI	MULTISTRADA DVT EU4	1200 S / S D/Air (15-17)	Bosch	ME.17	ZU-RV08E
		DUCATI	MULTISTRADA DVT EU4	1200 Pikes Peak (15-17)	Bosch	ME.17	ZU-RV08E
		DUCATI	MULTISTRADA DVT EU4	1200 Enduro (15-17)	Bosch	ME.17	ZU-RV08E
		DUCATI	MULTISTRADA DVT EU4	1260 S / S D/Air (18-)	Bosch	ME.17	ZU-RV08E
NEW		DUCATI	SCRAMBLER EU5	Icon	Continental	M3D	ZU-RX054
NEW		DUCATI	SCRAMBLER EU5	Icon Dark	Continental	M3D	ZU-RX054
NEW		DUCATI	SCRAMBLER EU5	Desert Sled	Continental	M3D	ZU-RX054
NEW		DUCATI	SCRAMBLER EU5	Nightshift	Continental	M3D	ZU-RX054
NEW		DUCATI	SCRAMBLER EU5	1100 PRO	Continental	M3D	ZU-RX054
NEW		DUCATI	SCRAMBLER EU5	Sport PRO	Continental	M3D	ZU-RX054
NEW		DUCATI	SCRAMBLER EU5	Dark PRO	Continental	M3D	ZU-RX054
		DUCATI	SCRAMBLER EU3 + EU4	400 Sixty2	Continental	M3C	ZU-RV08E
		DUCATI	SCRAMBLER EU3 + EU4	Cafe Racer	Continental	M3C	ZU-RV08E
		DUCATI	SCRAMBLER EU3 + EU4	Classic	Continental	M3C	ZU-RV08E
		DUCATI	SCRAMBLER EU3 + EU4	Desert Sled	Continental	M3C	ZU-RV08E
		DUCATI	SCRAMBLER EU3 + EU4	Full Throttle	Continental	M3C	ZU-RV08E
		DUCATI	SCRAMBLER EU3 + EU4	Icon	Continental	M3C	ZU-RV08E
		DUCATI	SCRAMBLER EU3 + EU4	Mach 2.0	Continental	M3C	ZU-RV08E
		DUCATI	SCRAMBLER EU3 + EU4	UrbanEnduro	Continental	M3C	ZU-RV08E
		DUCATI	SCRAMBLER EU4	1100	Continental	M3D	ZU-RV08E
		DUCATI	SCRAMBLER EU4	1100 SPECIAL	Continental	M3D	ZU-RV08E
		DUCATI	SCRAMBLER EU4	1100 SPORT	Continental	M3D	ZU-RV08E
		DUCATI	SPORTCLASSIC	GT 1000	Magneti Marelli	IAW 5AM	ZU-RV09E
		DUCATI	SPORTCLASSIC	Paul Smart 1000 LE	Magneti Marelli	IAW 5AM	ZU-RV09E
































		DUCATI	SPORTCLASSIC	Sport 1000	Magneti Marelli	IAW 5AM	ZU-RV09E
		DUCATI	SPORTCLASSIC	Sport 1000 S	Magneti Marelli	IAW 5AM	ZU-RV09E
		DUCATI	SPORTTOURING	ST3 / S/ ABS	Magneti Marelli	IAW 5AM	ZU-RV09E
		DUCATI	SPORTTOURING	ST4S	Magneti Marelli	IAW 59M	ZU-RV09E
		DUCATI	SPORTTOURING	ST4S ABS	Magneti Marelli	IAW 5AM	ZU-RV09E
		DUCATI	STREETFIGHTER	Streetfighter	Magneti Marelli	IAW 5AM	ZU-RV09E
		DUCATI	STREETFIGHTER	Streetfighter 848	Magneti Marelli	IAW 5AM	ZU-RV09E
		DUCATI	STREETFIGHTER	Streetfighter S	Magneti Marelli	IAW 5AM	ZU-RV09E
		DUCATI	STREETFIGHTER	Streetfighter 1100 V4 / S	Continental	M4D	ZU-RV08E
NEW		DUCATI	STREETFIGHTER EU5	V2	Continental	M4D	ZU-RX053
NEW		DUCATI	STREETFIGHTER EU5	V4	Continental	M4D	ZU-RX053
NEW		DUCATI	STREETFIGHTER EU5	V4 S	Continental	M4D	ZU-RX053
		DUCATI	SUPERBIKE	749	Magneti Marelli	IAW 59M	ZU-RV09E
		DUCATI	SUPERBIKE	749	Magneti Marelli	IAW 5AM	ZU-RV09E
		DUCATI	SUPERBIKE	848	Magneti Marelli	IAW 5AM	ZU-RV09E
		DUCATI	SUPERBIKE	959/S Panigale	Mitsubishi	Himeji	ZU-RV08E
		DUCATI	SUPERBIKE	999	Magneti Marelli	IAW 59M	ZU-RV09E
		DUCATI	SUPERBIKE	999	Magneti Marelli	IAW 5AM	ZU-RV09E
		DUCATI	SUPERBIKE	1098	Magneti Marelli	IAW 5AM	ZU-RV09E
		DUCATI	SUPERBIKE	1198	Magneti Marelli	IAW 5AM	ZU-RV09E
		DUCATI	SUPERBIKE	1098 R	Magneti Marelli	IAW 5AM	ZU-RV09E
		DUCATI	SUPERBIKE	1098 R Bayliss LE	Magneti Marelli	IAW 5AM	ZU-RV09E
		DUCATI	SUPERBIKE	1098 S	Magneti Marelli	IAW 5AM	ZU-RV09E
		DUCATI	SUPERBIKE	1098 S Tricolore	Magneti Marelli	IAW 5AM	ZU-RV09E
		DUCATI	SUPERBIKE	1198 R Corse Special Edition	Magneti Marelli	IAW 5AM	ZU-RV09E
		DUCATI	SUPERBIKE	1198 S	Magneti Marelli	IAW 5AM	ZU-RV09E
		DUCATI	SUPERBIKE	1198 S Corse Special Edition	Magneti Marelli	IAW 5AM	ZU-RV09E
		DUCATI	SUPERBIKE	1198 SP	Magneti Marelli	IAW 5AM	ZU-RV09E
NEW		DUCATI	SUPERBIKE EU5	Panigale V4	Continental	M4D	ZU-RX053
NEW		DUCATI	SUPERBIKE EU5	Panigale V4 S	Continental	M4D	ZU-RX053
		DUCATI	SUPERBIKE	1100 Panigale V4	Continental	M4D	ZU-RV08E
































		DUCATI	SUPERBIKE	1100 Panigale V4 S	Continental	M4D	ZU-RV08E
		DUCATI	SUPERBIKE	1100 Panigale V4 Speciale	Continental	M4D	ZU-RV08E
		DUCATI	SUPERBIKE	955 Panigale V2	Continental	M4D	ZU-RV20E
		DUCATI	SUPERBIKE	1199 Panigale	Mitsubishi	Melco	ZU-RV08E
		DUCATI	SUPERBIKE	1199 Panigale R	Mitsubishi	Melco	ZU-RV08E
		DUCATI	SUPERBIKE	1199 Panigale S	Mitsubishi	Melco	ZU-RV08E
		DUCATI	SUPERBIKE	1199 Panigale S Tricolore	Mitsubishi	Melco	ZU-RV08E
		DUCATI	SUPERBIKE	1199 Superleggera (14-15)	Mitsubishi	Melco	ZU-RV08E
		DUCATI	SUPERBIKE	1299 Panigale	Mitsubishi	Melco	ZU-RV08E
		DUCATI	SUPERBIKE	1299 Panigale S/R/FE	Mitsubishi	Melco	ZU-RV08E
		DUCATI	SUPERBIKE	749 Dark	Magneti Marelli	IAW 5AM	ZU-RV09E
		DUCATI	SUPERBIKE	749 R	Magneti Marelli	IAW 5AM	ZU-RV09E
		DUCATI	SUPERBIKE	749 R	Magneti Marelli	IAW 5AM	ZU-RV09E
		DUCATI	SUPERBIKE	749 S	Magneti Marelli	IAW 5AM	ZU-RV09E
		DUCATI	SUPERBIKE	848 Evo / Corse	Magneti Marelli	IAW 5AM	ZU-RV09E
		DUCATI	SUPERBIKE	899 Panigale	Mitsubishi	Melco	ZU-RV08E
		DUCATI	SUPERBIKE	996R Testastretta	Magneti Marelli	IAW 59M	ZU-RV09E
		DUCATI	SUPERBIKE	998 / S	Magneti Marelli	IAW 59M	ZU-RV09E
		DUCATI	SUPERBIKE	998R	Magneti Marelli	IAW 59M	ZU-RV09E
		DUCATI	SUPERBIKE	999 S	Magneti Marelli	IAW 5AM	ZU-RV09E
		DUCATI	SUPERBIKE	999 S	Magneti Marelli	IAW 5AM	ZU-RV09E
		DUCATI	SUPERSPORT	750	Magneti Marelli	IAW 15M	ZU-RV09E
		DUCATI	SUPERSPORT	800	Magneti Marelli	IAW 59M	ZU-RV09E
		DUCATI	SUPERSPORT	900	Magneti Marelli	IAW 15M	ZU-RV09E
		DUCATI	SUPERSPORT	1000 DS	Magneti Marelli	IAW 59M	ZU-RV09E
		DUCATI	SUPERSPORT	1000 DS	Magneti Marelli	IAW 5AM	ZU-RV09E
		DUCATI	SUPERSPORT	939 SuperSport (2017-)	Continental	M3D	ZU-RV08E
		DUCATI	SUPERSPORT	939 SuperSport S (2017-)	Continental	M3D	ZU-RV08E
NEW		DUCATI	SUPERSPORT EU5	950 S	Continental	M4C	ZU-RX053
NEW		DUCATI	SUPERSPORT EU5	950	Continental	M4C	ZU-RX053
		GASGAS	EC 400	400 FSE	Magneti Marelli	IAW 15P	ZU-RV09E



























		GASGAS	EC 450	450	Magneti Marelli	IAW 15P	ZU-RV09E
		GASGAS	EC 450	450 FSE	Magneti Marelli	IAW 15P	ZU-RV09E
		GASGAS	EC 450	450 FSR	Magneti Marelli	IAW 15P	ZU-RV09E
		GASGAS	SM 450	450 FSE	Magneti Marelli	IAW 15P	ZU-RV09E
		GASGAS	SM 450	450 FSR	Magneti Marelli	IAW 15P	ZU-RV09E
		GASGAS	WILD	HP 450	Magneti Marelli	IAW 15P	ZU-RV09E
		GILERA	FUOCO	500 i.e.	Magneti Marelli	MIU 40MIU1.E	ZU-RV09E
		GILERA	GP 800	800 i.e.	Magneti Marelli	IAW 5AM.E	ZU-RV09E
		GILERA	NEXUS	125 i.e.	Magneti Marelli	MIU 32MIU1.EB	ZU-RV09E
		GILERA	NEXUS	250 i.e.	Magneti Marelli	MIU 32MIU1.E	ZU-RV09E
		GILERA	NEXUS	300 i.e.	Magneti Marelli	MIU 32MIU1.E9	ZU-RV09E
		GILERA	NEXUS	500 i.e.	Magneti Marelli	IAW 15P.E	ZU-RV09E
		HARLEY DAVIDSON	CVO	Breakout SE	Delphi	HD CAN	ZU-RV17E
		HARLEY DAVIDSON	CVO	Convertible Softail	Delphi	HD CAN	ZU-RV17E
		HARLEY DAVIDSON	CVO	Convertible Softail	Delphi	HD J1850	ZU-RV17E+ZU-RV18E
		HARLEY DAVIDSON	CVO	Electra Glide Ultra Classic SE	Delphi	HD J1850	ZU-RV17E+ZU-RV18E
		HARLEY DAVIDSON	CVO	Electra Glide Ultra Limited	Delphi	HD CAN	ZU-RV17E
		HARLEY DAVIDSON	CVO	Fat Bob SE	Delphi	HD J1850	ZU-RV17E+ZU-RV18E
		HARLEY DAVIDSON	CVO	Road Glide	Delphi	HD CAN	ZU-RV17E
		HARLEY DAVIDSON	CVO	Road Glide	Delphi	HD J1850	ZU-RV17E+ZU-RV18E
		HARLEY DAVIDSON	CVO	Road Glide	Delphi	HD J1850	ZU-RV17E+ZU-RV18E
		HARLEY DAVIDSON	CVO	Road Glide Custom	Delphi	HD CAN	ZU-RV17E
		HARLEY DAVIDSON	CVO	Road Glide Custom	Delphi	HD J1850	ZU-RV17E+ZU-RV18E
		HARLEY DAVIDSON	CVO	Road Glide Custom SE	Delphi	HD CAN	ZU-RV17E
		HARLEY DAVIDSON	CVO	Road Glide SE	Delphi	HD J1850	ZU-RV17E+ZU-RV18E
		HARLEY DAVIDSON	CVO	Road Glide Special	Delphi	HD CAN	ZU-RV17E
		HARLEY DAVIDSON	CVO	Road Glide Ultra	Delphi	HD CAN	ZU-RV17E
		HARLEY DAVIDSON	CVO	Road Glide Ultra SE	Delphi	HD CAN	ZU-RV17E
		HARLEY DAVIDSON	CVO	Road King SE	Delphi	HD CAN	ZU-RV17E
		HARLEY DAVIDSON	CVO	Road King SE	Delphi	HD J1850	ZU-RV17E+ZU-RV18E
		HARLEY DAVIDSON	CVO	Screamin Eagle Dyna	Delphi	HD J1850	ZU-RV17E+ZU-RV18E

	HARLEY DAVIDSON	CVO	Softail Deluxe	Delphi	HD CAN	ZU-RV17E
	HARLEY DAVIDSON	CVO	Softail Springer SE	Delphi	HD J1850	ZU-RV17E+ZU-RV18E
	HARLEY DAVIDSON	CVO	Street Glide	Delphi	HD CAN	ZU-RV17E
	HARLEY DAVIDSON	CVO	Street Glide	Delphi	HD J1850	ZU-RV17E+ZU-RV18E
	HARLEY DAVIDSON	DYNA	Fat Bob	Delphi	HD CAN	ZU-RV17E
	HARLEY DAVIDSON	DYNA	Fat Bob	Delphi	HD J1850	ZU-RV17E+ZU-RV18E
	HARLEY DAVIDSON	DYNA	Low Rider	Delphi	HD CAN	ZU-RV17E
	HARLEY DAVIDSON	DYNA	Low Rider	Delphi	HD J1850	ZU-RV17E+ZU-RV18E
	HARLEY DAVIDSON	DYNA	Low Rider	Delphi	HD J1850	ZU-RV17E+ZU-RV18E
	HARLEY DAVIDSON	DYNA	Screamin Eagle Dyna	Delphi	HD J1850	ZU-RV17E+ZU-RV18E
	HARLEY DAVIDSON	DYNA	Street Bob	Delphi	HD CAN	ZU-RV17E
	HARLEY DAVIDSON	DYNA	Street Bob	Delphi	HD CAN	ZU-RV17E
	HARLEY DAVIDSON	DYNA	Street Bob	Delphi	HD J1850	ZU-RV17E+ZU-RV18E
	HARLEY DAVIDSON	DYNA	Street Bob	Delphi	HD J1850	ZU-RV17E+ZU-RV18E
	HARLEY DAVIDSON	DYNA	Street Bob	Delphi	HD J1850	ZU-RV17E+ZU-RV18E
	HARLEY DAVIDSON	DYNA	Super Glide	Delphi	HD J1850	ZU-RV17E+ZU-RV18E
	HARLEY DAVIDSON	DYNA	Super Glide Custom	Delphi	HD CAN	ZU-RV17E
	HARLEY DAVIDSON	DYNA	Super Glide Custom	Delphi	HD CAN	ZU-RV17E
	HARLEY DAVIDSON	DYNA	Super Glide Custom	Delphi	HD J1850	ZU-RV17E+ZU-RV18E
	HARLEY DAVIDSON	DYNA	Super Glide Sport	Delphi	HD J1850	ZU-RV17E+ZU-RV18E
	HARLEY DAVIDSON	DYNA	Switchback	Delphi	HD CAN	ZU-RV17E
	HARLEY DAVIDSON	DYNA	Wide Glide	Delphi	HD CAN	ZU-RV17E
	HARLEY DAVIDSON	DYNA	Wide Glide	Delphi	HD CAN	ZU-RV17E
	HARLEY DAVIDSON	DYNA	Wide Glide	Delphi	HD J1850	ZU-RV17E+ZU-RV18E
	HARLEY DAVIDSON	DYNA	Wide Glide	Delphi	HD J1850	ZU-RV17E+ZU-RV18E
	HARLEY DAVIDSON	HD STREET	Street 500	Delphi	HD CAN	ZU-RV17E
	HARLEY DAVIDSON	HD STREET	Street 750	Delphi	HD CAN	ZU-RV17E
	HARLEY DAVIDSON	SOFTAIL	Blackline	Delphi	HD CAN	ZU-RV17E
	HARLEY DAVIDSON	SOFTAIL	Breakout	Delphi	HD CAN	ZU-RV17E
	HARLEY DAVIDSON	SOFTAIL	Cross Bones	Delphi	HD J1850	ZU-RV17E+ZU-RV18E
	HARLEY DAVIDSON	SOFTAIL	Custom	Delphi	HD J1850	ZU-RV17E+ZU-RV18E

	HARLEY DAVIDSON	SOFTAIL	Deluxe	Delphi	HD CAN	ZU-RV17E
	HARLEY DAVIDSON	SOFTAIL	Deluxe	Delphi	HD CAN	ZU-RV17E
	HARLEY DAVIDSON	SOFTAIL	Deluxe	Delphi	HD J1850	ZU-RV17E+ZU-RV18E
	HARLEY DAVIDSON	SOFTAIL	Deuce	Delphi	HD J1850	ZU-RV17E+ZU-RV18E
	HARLEY DAVIDSON	SOFTAIL	Deuce	Delphi	HD J1850	ZU-RV17E+ZU-RV18E
	HARLEY DAVIDSON	SOFTAIL	Deuce SE	Delphi	HD J1850	ZU-RV17E+ZU-RV18E
	HARLEY DAVIDSON	SOFTAIL	Fat Boy	Delphi	HD CAN	ZU-RV17E
	HARLEY DAVIDSON	SOFTAIL	Fat Boy	Delphi	HD CAN	ZU-RV17E
	HARLEY DAVIDSON	SOFTAIL	Fat Boy	Delphi	HD J1850	ZU-RV17E+ZU-RV18E
	HARLEY DAVIDSON	SOFTAIL	Fat Boy Lo	Delphi	HD CAN	ZU-RV17E
	HARLEY DAVIDSON	SOFTAIL	Fat Boy Lo	Delphi	HD CAN	ZU-RV17E
	HARLEY DAVIDSON	SOFTAIL	Fat Boy Lo	Delphi	HD J1850	ZU-RV17E+ZU-RV18E
	HARLEY DAVIDSON	SOFTAIL	Heritage	Delphi	HD J1850	ZU-RV17E+ZU-RV18E
	HARLEY DAVIDSON	SOFTAIL	Heritage Classic	Delphi	HD CAN	ZU-RV17E
	HARLEY DAVIDSON	SOFTAIL	Heritage Classic	Delphi	HD CAN	ZU-RV17E
	HARLEY DAVIDSON	SOFTAIL	Heritage Classic	Delphi	HD J1850	ZU-RV17E+ZU-RV18E
	HARLEY DAVIDSON	SOFTAIL	Heritage Classic	Delphi	HD J1850	ZU-RV17E+ZU-RV18E
	HARLEY DAVIDSON	SOFTAIL	Heritage Springer Classic	Delphi	HD J1850	ZU-RV17E+ZU-RV18E
	HARLEY DAVIDSON	SOFTAIL	Night Train	Delphi	HD J1850	ZU-RV17E+ZU-RV18E
	HARLEY DAVIDSON	SOFTAIL	Night Train	Delphi	HD J1850	ZU-RV17E+ZU-RV18E
	HARLEY DAVIDSON	SOFTAIL	Rocker	Delphi	HD J1850	ZU-RV17E+ZU-RV18E
	HARLEY DAVIDSON	SOFTAIL	Rocker C	Delphi	HD J1850	ZU-RV17E+ZU-RV18E
	HARLEY DAVIDSON	SOFTAIL	Slim	Delphi	HD CAN	ZU-RV17E
	HARLEY DAVIDSON	SOFTAIL	Springer	Delphi	HD J1850	ZU-RV17E+ZU-RV18E
	HARLEY DAVIDSON	SOFTAIL	Springer Classic	Delphi	HD J1850	ZU-RV17E+ZU-RV18E
	HARLEY DAVIDSON	SOFTAIL	Standard	Delphi	HD J1850	ZU-RV17E+ZU-RV18E
	HARLEY DAVIDSON	SOFTAIL	Standard	Delphi	HD J1850	ZU-RV17E+ZU-RV18E
	HARLEY DAVIDSON	SPORTSTER	883	Delphi	HD J1850	ZU-RV17E+ZU-RV18E
	HARLEY DAVIDSON	SPORTSTER	1200 Custom	Delphi	HD CAN	ZU-RV17E
	HARLEY DAVIDSON	SPORTSTER	1200 Custom	Delphi	HD J1850	ZU-RV17E+ZU-RV18E
	HARLEY DAVIDSON	SPORTSTER	1200 FortyEight	Delphi	HD CAN	ZU-RV17E

	HARLEY DAVIDSON	SPORTSTER	1200 FortyEight	Delphi	HD J1850	ZU-RV17E+ZU-RV18E
	HARLEY DAVIDSON	SPORTSTER	1200 Low	Delphi	HD J1850	ZU-RV17E+ZU-RV18E
	HARLEY DAVIDSON	SPORTSTER	1200 Nightster	Delphi	HD J1850	ZU-RV17E+ZU-RV18E
	HARLEY DAVIDSON	SPORTSTER	1200 Roadster	Delphi	HD J1850	ZU-RV17E+ZU-RV18E
	HARLEY DAVIDSON	SPORTSTER	1200 SeventyTwo	Delphi	HD CAN	ZU-RV17E
	HARLEY DAVIDSON	SPORTSTER	1200 SuperLow	Delphi	HD CAN	ZU-RV17E
	HARLEY DAVIDSON	SPORTSTER	1200 SventyTwo	Delphi	HD J1850	ZU-RV17E+ZU-RV18E
	HARLEY DAVIDSON	SPORTSTER	883 Custom	Delphi	HD J1850	ZU-RV17E+ZU-RV18E
	HARLEY DAVIDSON	SPORTSTER	883 Iron	Delphi	HD CAN	ZU-RV17E
	HARLEY DAVIDSON	SPORTSTER	883 Iron	Delphi	HD J1850	ZU-RV17E+ZU-RV18E
	HARLEY DAVIDSON	SPORTSTER	883 Super Low	Delphi	HD CAN	ZU-RV17E
	HARLEY DAVIDSON	SPORTSTER	883 Super Low	Delphi	HD J1850	ZU-RV17E+ZU-RV18E
	HARLEY DAVIDSON	SPORTSTER	XR 1200	Delphi	HD J1850	ZU-RV17E+ZU-RV18E
	HARLEY DAVIDSON	SPORTSTER	XR 1200X	Delphi	HD J1850	ZU-RV17E+ZU-RV18E
	HARLEY DAVIDSON	TOURING	Electra Glide	Delphi	HD J1850	ZU-RV17E+ZU-RV18E
	HARLEY DAVIDSON	TOURING	Electra Glide Classic	Delphi	HD J1850	ZU-RV17E+ZU-RV18E
	HARLEY DAVIDSON	TOURING	Electra Glide Classic	Delphi	HD J1850	ZU-RV17E+ZU-RV18E
	HARLEY DAVIDSON	TOURING	Electra Glide Ultra Classic	Delphi	HD CAN	ZU-RV17E
	HARLEY DAVIDSON	TOURING	Electra Glide Ultra Classic	Delphi	HD J1850	ZU-RV17E+ZU-RV18E
	HARLEY DAVIDSON	TOURING	Electra Glide Ultra Classic	Delphi	HD J1850	ZU-RV17E+ZU-RV18E
	HARLEY DAVIDSON	TOURING	Electra Glide Ultra Classic	Delphi	HD J1850	ZU-RV17E+ZU-RV18E
	HARLEY DAVIDSON	TOURING	Electra Glide Ultra Classic Low	Delphi	HD CAN	ZU-RV17E
	HARLEY DAVIDSON	TOURING	Electra Glide Ultra Classic SE	Delphi	HD J1850	ZU-RV17E
	HARLEY DAVIDSON	TOURING	Electra Glide Ultra Limited	Delphi	HD CAN	ZU-RV17E
	HARLEY DAVIDSON	TOURING	Electra Glide Ultra Limited	Delphi	HD J1850	ZU-RV17E+ZU-RV18E
	HARLEY DAVIDSON	TOURING	Electra Glide Ultra Limited Low	Delphi	HD CAN	ZU-RV17E
	HARLEY DAVIDSON	TOURING	Road King	Delphi	HD J1850	ZU-RV17E+ZU-RV18E
	HARLEY DAVIDSON	TOURING	Road King	Delphi	HD J1850	ZU-RV17E+ZU-RV18E
	HARLEY DAVIDSON	TOURING	Road King	Delphi	HD J1850	ZU-RV17E+ZU-RV18E
	HARLEY DAVIDSON	TOURING	Road King Classic	Delphi	HD CAN	ZU-RV17E
	HARLEY DAVIDSON	TOURING	Road King Classic	Delphi	HD J1850	ZU-RV17E+ZU-RV18E


































	HARLEY DAVIDSON	TOURING	Road King Classic	Delphi	HD J1850	ZU-RV17E+ZU-RV18E
	HARLEY DAVIDSON	TOURING	Road King Custom	Delphi	HD J1850	ZU-RV17E+ZU-RV18E
	HARLEY DAVIDSON	TOURING	Road King Custom	Delphi	HD J1850	ZU-RV17E+ZU-RV18E
	HARLEY DAVIDSON	TOURING	Road King SE	Delphi	HD J1850	ZU-RV17E+ZU-RV18E
	HARLEY DAVIDSON	TOURING	Street Glide	Delphi	HD CAN	ZU-RV17E
	HARLEY DAVIDSON	TOURING	Street Glide	Delphi	HD J1850	ZU-RV17E+ZU-RV18E
	HARLEY DAVIDSON	TOURING	Street Glide	Delphi	HD J1850	ZU-RV17E+ZU-RV18E
	HARLEY DAVIDSON	TOURING	Street Glide	Delphi	HD J1850	ZU-RV17E+ZU-RV18E
	HARLEY DAVIDSON	TOURING	Street Glide Special	Delphi	HD CAN	ZU-RV17E
	HARLEY DAVIDSON	TOURING	Street Glide Trike	Delphi	HD J1850	ZU-RV17E+ZU-RV18E
	HARLEY DAVIDSON	TOURING	Tri Glide Ultra Classic	Delphi	HD CAN	ZU-RV17E
	HARLEY DAVIDSON	TOURING	Tri Glide Ultra Classic	Delphi	HD J1850	ZU-RV17E+ZU-RV18E
	HARLEY DAVIDSON	TRIKE	Freewheeler	Delphi	HD CAN	ZU-RV17E
	HARLEY DAVIDSON	VRSC	Night Rod	Delphi	HD J1850	ZU-RV17E+ZU-RV18E
	HARLEY DAVIDSON	VRSC	Night Rod	Delphi	HD J1850	ZU-RV17E+ZU-RV18E
	HARLEY DAVIDSON	VRSC	Night Rod Special	Delphi	HD J1850	ZU-RV17E+ZU-RV18E
	HARLEY DAVIDSON	VRSC	Street Rod	Delphi	HD J1850	ZU-RV17E+ZU-RV18E
	HARLEY DAVIDSON	VRSC	VRod	Delphi	HD J1850	ZU-RV17E+ZU-RV18E
	HARLEY DAVIDSON	VRSC	VRod	Delphi	HD J1850	ZU-RV17E+ZU-RV18E
	HARLEY DAVIDSON	VRSC	VRod Muscle	Delphi	HD J1850	ZU-RV17E+ZU-RV18E
	KAWASAKI	NINJA	1000 ZX10R	Mitsubishi	21175-0158	ZU-RV04E*
	KAWASAKI	NINJA	600 ZX6R	Denso	21175-0220	ZU-RV04E*
	KAWASAKI	NINJA	600 ZX6R ABS	Denso	21175-0220	ZU-RV04E*
	KAWASAKI	ZRX	1200 R	Mitsubishi	21175-0158	ZU-RV04E*
	KAWASAKI	ZZR	1400	Mitsubishi	21175-0158	ZU-RV04E*
	KTM	1050 ADVENTURE		Keihin		ZU-RV06E
	KTM	1190 ADVENTURE		Keihin		ZU-RV06E
	KTM	1290 SUPER ADVENTURE		Keihin		ZU-RV06E
	KTM	1290 SUPER DUKE		Keihin		ZU-RV06E
	KTM	350 EXC	350	Keihin		ZU-RV06E
	KTM	690		Keihin		ZU-RV06E
















































		KTM	690 DUKE		Keihin		ZU-RV06E
		KTM	690 DUKE R		Keihin		ZU-RV06E
		KTM	690 SMC		Keihin		ZU-RV06E
		KTM	690 SUPERMOTO		Keihin		ZU-RV06E
		KTM	990 ADVENTURE		Keihin		ZU-RV06E
		KTM	990 RC8		Keihin		ZU-RV06E
		KTM	990 SUPER DUKE		Keihin		ZU-RV06E
		KTM	990 SUPER DUKE R		Keihin		ZU-RV06E
		KTM	990 SUPERMOTARD		Keihin		ZU-RV06E
		KTM	RC8 R	1190cc	Keihin		ZU-RV06E
		KTM	SXF 250		Keihin		ZU-RV06E
		KVN MOTORS	YAK	500	Magneti Marelli	IAW 15P	ZU-RV09E
		MALAGUTI	MADISON	3	Magneti Marelli	IAW 32MIU 1	ZU-RV09E
		MALAGUTI	SPIDER MAX	GT 500	Magneti Marelli	IAW 15P	ZU-RV09E
		MOTO GUZZI	1200 SPORT 4V	1151cc	Magneti Marelli	IAW 5AM	ZU-RV09E
		MOTO GUZZI	BELLAGIO	936cc	Magneti Marelli	IAW 15RC	ZU-RV09E
		MOTO GUZZI	BREVA 1100	1064cc	Magneti Marelli	IAW 5AM	ZU-RV09E
		MOTO GUZZI	BREVA 1200	1151cc	Magneti Marelli	IAW 5AM	ZU-RV09E
		MOTO GUZZI	BREVA 750	744cc	Magneti Marelli	IAW 15RC	ZU-RV09E
		MOTO GUZZI	BREVA 750	744cc	Magneti Marelli	IAW 5AM	ZU-RV09E
		MOTO GUZZI	BREVA 850	877cc	Magneti Marelli	IAW 5AM	ZU-RV09E
		MOTO GUZZI	CALIFORNIA 1100 JACKAL	1064cc	Magneti Marelli	IAW 15RC	ZU-RV09E
		MOTO GUZZI	CALIFORNIA 1400	1380cc	Magneti Marelli	IAW 7SM	ZU-RV09E
		MOTO GUZZI	CALIFORNIA AQUILA NERA	1064cc	Magneti Marelli	IAW 15RC	ZU-RV09E
		MOTO GUZZI	CALIFORNIA CLASSIC	1064cc	Magneti Marelli	IAW 15RC	ZU-RV09E
		MOTO GUZZI	CALIFORNIA EV	1064cc	Magneti Marelli	IAW 15RC	ZU-RV09E
		MOTO GUZZI	CALIFORNIA JACKAL	1064cc	Magneti Marelli	IAW 15RC	ZU-RV09E
		MOTO GUZZI	CALIFORNIA VINTAGE	1064cc	Magneti Marelli	IAW 15RC	ZU-RV09E
		MOTO GUZZI	GRISO 1100	1064cc	Magneti Marelli	IAW 5AM	ZU-RV09E
		MOTO GUZZI	GRISO 1200 8V	1151cc	Magneti Marelli	IAW 5AM	ZU-RV09E
		MOTO GUZZI	GRISO 850	877cc	Magneti Marelli	IAW 5AM	ZU-RV09E



















		MOTO GUZZI	MGX-21	1399cc	Magneti Marelli	IAW 7SM	ZU-RV09E
		MOTO GUZZI	NEVADA 750	744cc	Magneti Marelli	IAW 15RC	ZU-RV09E
		MOTO GUZZI	NEVADA 750 I.E.	750cc	Magneti Marelli	IAW 15RC	ZU-RV09E
		MOTO GUZZI	NEVADA 750 SE 07	750cc	Magneti Marelli	IAW 15RC	ZU-RV09E
		MOTO GUZZI	NORGE 1200 GT 8V	1151cc	Magneti Marelli	IAW 5AM	ZU-RV09E
		MOTO GUZZI	NORGE 850	877cc	Magneti Marelli	IAW 5AM	ZU-RV09E
		MOTO GUZZI	STELVIO 1200 4V	1151cc	Magneti Marelli	IAW 5AM	ZU-RV09E
		MOTO GUZZI	STELVIO 1200 NXT	1200cc	Magneti Marelli	IAW 5AM	ZU-RV09E
		MOTO GUZZI	STELVIO 1200 NXT	1200cc	Magneti Marelli	IAW 5AM	ZU-RV09E
		MOTO GUZZI	V11 COPPA ITALIA	1064cc	Magneti Marelli	IAW 15RC	ZU-RV09E
		MOTO GUZZI	V11 LE MANS	1100cc	Magneti Marelli	IAW 15RC	ZU-RV09E
		MOTO GUZZI	V11 SCURA	1064cc	Magneti Marelli	IAW 15RC	ZU-RV09E
		MOTO GUZZI	V7 CAFE RACER	744cc	Magneti Marelli	IAW 15RC	ZU-RV09E
		MOTO GUZZI	V7 CLASSIC	744cc	Magneti Marelli	IAW 15RC	ZU-RV09E
		MOTO GUZZI	V7 RACER EU3+EU4	744cc	Magneti Marelli	IAW MIU3G	ZU-RV09E
		MOTO GUZZI	V7 SPECIAL EU3+EU4	744cc	Magneti Marelli	IAW MIU3G	ZU-RV09E
		MOTO GUZZI	V7 STANDARD EU3+EU4	744cc	Magneti Marelli	IAW MIU3G	ZU-RV09E
		MOTO GUZZI	V9 Bopper	853cc	Magneti Marelli	IAW MIU3G	ZU-RV09E
		MOTO GUZZI	V9 Roamer	853cc	Magneti Marelli	IAW MIU3G	ZU-RV09E
		MOTO GUZZI	V85 TT	850cc EU4 (19-20)	Magneti Marelli	IAW 7SM	ZU-RV20E
		MOTO MORINI	1200	1187cc	Magneti Marelli	IAW 5AM	ZU-RV09E
		MOTO MORINI	1200 SPORT	1187cc	Magneti Marelli	IAW 5AM	ZU-RV09E
		MOTO MORINI	9,5	1187cc	Magneti Marelli	IAW 5AM	ZU-RV09E
		MOTO MORINI	CORSARO 1200 AVIO	1187cc	Magneti Marelli	IAW 5AM	ZU-RV09E
		MOTO MORINI	CORSARO 1200 VELOCE	1187cc	Magneti Marelli	IAW 5AM	ZU-RV09E
		MOTO MORINI	GRANPASSO 1200	1187cc	Magneti Marelli	IAW 5AM	ZU-RV09E
		MV AGUSTA	BRUTALE 1078 RR *****	1078 RR 1078cc	Magneti Marelli	IAW 5SM	ZU-RV09E
		MV AGUSTA	BRUTALE 1090 / RR *****	1090cc	Magneti Marelli	IAW 5SM	ZU-RV09E
		MV AGUSTA	BRUTALE 675 EAS	675 EAS 675cc 12v	Eldor	EM2.0	ZU-RV16E
		MV AGUSTA	BRUTALE 750 S *****	750 S 749cc	Magneti Marelli	IAW 5SM	ZU-RV09E
		MV AGUSTA	BRUTALE 750 S GLADIO *****	750 S Gladio 749cc	Magneti Marelli	IAW 5SM	ZU-RV09E

		MV AGUSTA	BRUTALE 750 SERIE ORO *****	750 Serie Oro 749cc	Magneti Marelli	IAW 5SM	ZU-RV09E
		MV AGUSTA	BRUTALE 800 DRAGSTER EAS	798cc 12v	Eldor	EM2.0	ZU-RV16E
		MV AGUSTA	BRUTALE 800 DRAG. RR EU3+EU4	798cc 12v	Eldor	EM2.0	ZU-RV16E
		MV AGUSTA	BRUTALE 800 EAS	798cc 12v	Eldor	EM2.0	ZU-RV16E
		MV AGUSTA	BRUTALE 800 RR EAS EU3+EU4	798cc 12v	Eldor	EM2.0	ZU-RV16E
		MV AGUSTA	BRUTALE 910 R *****	909cc	Magneti Marelli	IAW 5SM	ZU-RV09E
		MV AGUSTA	BRUTALE 910 S *****	909cc	Magneti Marelli	IAW 5SM	ZU-RV09E
		MV AGUSTA	BRUTALE 910 S GLADIO *****	909cc	Magneti Marelli	IAW 5SM	ZU-RV09E
		MV AGUSTA	BRUTALE 989 R *****	982cc	Magneti Marelli	IAW 5SM	ZU-RV09E
		MV AGUSTA	BRUTALE 990 R	998cc	Magneti Marelli	IAW 7BM	ZU-RV09E
		MV AGUSTA	F3 675 EAS	675cc 12v	Eldor	EM2.0	ZU-RV16E
		MV AGUSTA	F3 800 EAS EU3+EU4	798cc 12v	Eldor	EM2.0	ZU-RV16E
		MV AGUSTA	F4 1000 EAS	998cc 16v	Eldor	EM2.0	ZU-RV16E
		MV AGUSTA	F4 1000 R 1+1	998cc	Magneti Marelli	IAW 7BM	ZU-RV09E
		MV AGUSTA	F4 1000 R312 1+1	998cc	Magneti Marelli	IAW 7BM	ZU-RV09E
		MV AGUSTA	F4 1000 S 1+1	998cc	Magneti Marelli	IAW 7BM	ZU-RV09E
		MV AGUSTA	F4 1078 RR 312	1078cc	Magneti Marelli	IAW 7BM	ZU-RV09E
		MV AGUSTA	F4 312R	998cc	Magneti Marelli	IAW 7BM	ZU-RV09E
		MV AGUSTA	F4 750 S 1+1 *****	749cc	Magneti Marelli	IAW 5SM	ZU-RV09E
		MV AGUSTA	F4 750 SPR *****	749cc	Magneti Marelli	IAW 5SM	ZU-RV09E
		MV AGUSTA	F4 R 1000 EAS	998cc 16v	Eldor	EM2.0	ZU-RV16E
		MV AGUSTA	F4 RR 1000 EAS	998cc 16v	Eldor	EM2.0	ZU-RV16E
		MV AGUSTA	F4 SENNA	998cc	Magneti Marelli	IAW 7BM	ZU-RV09E
		MV AGUSTA	RIVALE 800 EAS	798cc 12v	Eldor	EM2.0	ZU-RV16E
		MV AGUSTA	STRADALE 800 EAS	798cc 12v	Eldor	EM2.0	ZU-RV16E
		MV AGUSTA	TURISMO VELOCE 800 EAS	798cc 12v	Eldor	EM2.0	ZU-RV16E
		MV AGUSTA	TURISMO VELOCE LUSO 800 EAS	798cc 12v	Eldor	EM2.0	ZU-RV16E

*****HINWEIS: Für MV Agusta Modelle, die mit einer Magneti Marelli 5SM ECU ausgestattet sind, müssen Sie das serielle Anschlusskabel ZU-RV09E mit der plus und Minus Krokodilklemme verwenden!
Falls Sie ein Kabel mit nur einer plus Krokodilklemme verwenden, können Sie die ECU nicht auslesen bzw. beschreiben (flashen), da die spezielle Masseverbindung fehlt! /
NOTE: For MV Agusta models equipped by a Magneti Marelli 5SM ECU you have to use the serial Cable ZU-RV09E with positive and negative Alligator clamp! In case you have a cable with only a positive Alligator clamp, you can't read or write the ECU because the ground line is missing!

	PIAGGIO	BEVERLY	250 I.E.	Magneti Marelli	IAW 32MIU 1	ZU-RV09E	
	PIAGGIO	BEVERLY	250 I.E. Cruiser	Magneti Marelli	IAW 32MIU 1	ZU-RV09E	
	PIAGGIO	BEVERLY	250 I.E. Tourer	Magneti Marelli	IAW 32MIU1	ZU-RV09E	
	PIAGGIO	BEVERLY	300 I.E. Tourer	Magneti Marelli	IAW 32MIU1	ZU-RV09E	
	PIAGGIO	BEVERLY	350 I.E.	Magneti Marelli	IAW MIU M3G / 32M3G1	ZU-RV09E	
		PIAGGIO	BEVERLY	400 I.E.	Magneti Marelli	IAW 15P	ZU-RV09E
	PIAGGIO	BEVERLY	400 I.E.	Magneti Marelli	IAW 32MIU1	ZU-RV09E	
	PIAGGIO	BEVERLY	400 I.E. Tourer	Magneti Marelli	IAW 32MIU1	ZU-RV09E	
		PIAGGIO	BEVERLY	500 I.E.	Magneti Marelli	IAW 15P	ZU-RV09E
	PIAGGIO	BEVERLY	500 I.E.	Magneti Marelli	IAW 40MIU1	ZU-RV09E	
	PIAGGIO	BEVERLY	500 I.E. Cruiser	Magneti Marelli	IAW 32MIU 1	ZU-RV09E	
	PIAGGIO	BEVERLY	500 I.E. Tourer	Magneti Marelli	IAW 32MIU 1	ZU-RV09E	
	PIAGGIO	CARNABY	250 I.E.	Magneti Marelli	IAW 32MIU 1	ZU-RV09E	
	PIAGGIO	CARNABY	300 I.E. Cruiser	Magneti Marelli	IAW 32MIU 1	ZU-RV09E	
	PIAGGIO	MP3	250 I.E.	Magneti Marelli	IAW 32MIU 1	ZU-RV09E	
	PIAGGIO	MP3	300 I.E.	Magneti Marelli	IAW 32MIU 1	ZU-RV09E	
	PIAGGIO	MP3	400 I.E.	Magneti Marelli	IAW 40MIU1	ZU-RV09E	
	PIAGGIO	MP3	500 I.E.	Magneti Marelli	IAW 32MIU 1	ZU-RV09E	
	PIAGGIO	MP3	LT 500IE Sport	Magneti Marelli	IAW 38RIU 1	ZU-RV09E	
	PIAGGIO	VESPA	125 I.E. LX	Magneti Marelli	IAW 32MIU 1	ZU-RV09E	
	PIAGGIO	VESPA	125 I.E. LX Touring	Magneti Marelli	IAW 32MIU 1	ZU-RV09E	
	PIAGGIO	VESPA	125 I.E. LXV	Magneti Marelli	IAW 32MIU 1	ZU-RV09E	
	PIAGGIO	VESPA	125 I.E. S	Magneti Marelli	IAW 32MIU 1	ZU-RV09E	
	PIAGGIO	VESPA	125 Super GTS	Magneti Marelli	IAW 32MIU 1	ZU-RV09E	
	PIAGGIO	VESPA	150 I.E. LX	Magneti Marelli	IAW 32MIU 1	ZU-RV09E	
	PIAGGIO	VESPA	150 I.E. LX Touring	Magneti Marelli	IAW 32MIU 1	ZU-RV09E	
	PIAGGIO	VESPA	150 I.E. S	Magneti Marelli	IAW 32MIU 1	ZU-RV09E	
	PIAGGIO	VESPA	250 I.E. GTS	Magneti Marelli	IAW 32MIU 1	ZU-RV09E	
	PIAGGIO	VESPA	250 I.E. GTV	Magneti Marelli	IAW 32MIU 1	ZU-RV09E	
	PIAGGIO	VESPA	300 Super Sport GTS	Magneti Marelli	IAW 32MIU 1	ZU-RV09E	
	PIAGGIO	VESPA	300 Super Sport GTS EU3 + EU4	Magneti Marelli	IAW MIU M3G / 32M3G1	ZU-RV09E	

	PIAGGIO	VESPA	300 GTV EU4	Magneti Marelli	IAW MIU M3G / 32M3G2	ZU-RV09E	
	PIAGGIO	VESPA	946 (125 LX)	Magneti Marelli	IAW 28MIU 1	ZU-RV09E	
	PIAGGIO	X7	250 I.E.	Magneti Marelli	IAW 32MIU 1	ZU-RV09E	
	PIAGGIO	X8	250 I.E.	Magneti Marelli	IAW 32MIU 1	ZU-RV09E	
		PIAGGIO	X8	400 I.E.	Magneti Marelli	IAW 15P	ZU-RV09E
	PIAGGIO	X8	400 I.E.	Magneti Marelli	IAW 32MIU 1	ZU-RV09E	
	PIAGGIO	X9	250	Magneti Marelli	IAW 32MIU 1	ZU-RV09E	
		PIAGGIO	X9	500	Magneti Marelli	IAW 15P	ZU-RV09E
	PIAGGIO	X9	500	Magneti Marelli	IAW 32MIU 1	ZU-RV09E	
		PIAGGIO	X9	500 Evolution	Magneti Marelli	IAW 15P	ZU-RV09E
	PIAGGIO	X9	500 Evolution	Magneti Marelli	IAW 32MIU 1	ZU-RV09E	
		PIAGGIO	X9	500 SL	Magneti Marelli	IAW 15P	ZU-RV09E
	PIAGGIO	X9	500 SL	Magneti Marelli	IAW 32MIU 1	ZU-RV09E	
	PIAGGIO	XEVO	250 I.E.	Magneti Marelli	IAW 32MIU 1	ZU-RV09E	
	PIAGGIO	XEVO	400 I.E.	Magneti Marelli	IAW 32MIU 1	ZU-RV09E	
	SUZUKI	SUPERSPORT	GSXR1000 K7	Denso	32920-21Hxx	ZU-RV04E*	
	SUZUKI	SUPERSPORT	GSXR1000 K8	Denso	32920-21Hxx	ZU-RV04E*	
	SUZUKI	SUPERSPORT	GSXR600 K8	Denso	32920-37H00	ZU-RV04E*	
	SUZUKI	SUPERSPORT	GSXR750 L1	Denso	32920-08J11	ZU-RV04E*	
		TRIUMPH	BONNEVILLE	Keihin		ZU-RV07E	
		TRIUMPH	DAYTONA	Keihin		ZU-RV07E	
		TRIUMPH	DAYTONA	Keihin		ZU-RV07E	
		TRIUMPH	ROCKET	Keihin		ZU-RV07E	
		TRIUMPH	ROCKET	Keihin		ZU-RV07E	
		TRIUMPH	SCRAMBLER	Keihin		ZU-RV07E	
		TRIUMPH	SPEED	Keihin		ZU-RV07E	
		TRIUMPH	SPEEDMASTER	Keihin		ZU-RV06E	
		TRIUMPH	SPRINT	Keihin		ZU-RV07E	
		TRIUMPH	STREET	Keihin		ZU-RV07E	
		TRIUMPH	THRUXTON	Keihin		ZU-RV06E	
		TRIUMPH	TIGER	Keihin		ZU-RV07E	

		TRIUMPH	TIGER	885cc	Keihin		ZU-RV07E
		TRIUMPH	TIGER	955cc	Keihin		ZU-RV07E
		VOXAN	BLACK MAGIC		Magneti Marelli	IAW 15RC	ZU-RV09E
		VOXAN	CAFE RACER		Magneti Marelli	IAW 15RC	ZU-RV09E
		VOXAN	ROADSTER		Magneti Marelli	IAW 15RC	ZU-RV09E
		VOXAN	SCRAMBLER		Magneti Marelli	IAW 15RC	ZU-RV09E
		VOXAN	STREET SCRAMBLER		Magneti Marelli	IAW 15RC	ZU-RV09E
		YAMAHA	T-MAX	XP 530 TMax	Denso	2PW-8591A-40	ZU-RV19E
		YAMAHA	T-MAX	XP500 TMax	Denso	15B-8591A-00	ZU-RV04E*
		YAMAHA	T-MAX	XP500 TMax	Denso	4B5-8591A-00	ZU-RV04E*
		YAMAHA	T-MAX	XP500 TMax	Denso	5VU-8591A-00	ZU-RV04E*

Bitte beachten Sie: Alle ECUs vom Typ Magneti Marelli MIU müssen zwingend im Fahrzeug beschrieben (geflasht) werden, diese lassen sich nicht im ausgebauten Zustand flashen, da es sonst zu Problemen mit der Wegfahrsperre führen kann. / Please note: All Type Magneti Marelli MIU ECU's must always be flashed in the Vehicle and can not be edited when removed, otherwise you will get problems with the immobilizer!

* K4 Direktanschlusskabel (nur für ECU im ausgebauten Zustand) / *K4 direct connection cable (only for direct connection on the ECU)*

**Für diese Fahrzeuge ist es zwingend notwendig nach dem Beschreiben (flashen) der ECU eine spezielle Rückstellung mittels offiziellem Testgerät oder dem RexXer EVO durchzuführen! / For this bike it's necessary to do a special reset which is only available by an official test device or the new RexXer EVO!

***Für diese Fahrzeuge ist es zwingend notwendig nach dem Beschreiben (flashen) der ECU eine TPS (Drosselklappenpoti) Rückstellung durchzuführen, da das Fahrzeug sonst keine Gasannahme mehr hat. / For this bike it's necessary to make a TPS reset after flashing the ECU, otherwise the bike has no throttle input.

HINWEIS: Der RexXer kann bei einigen ECU Typen (Continental M3C, M3D und M4D, M4C, Bosch ME.17, ME17.2.42 BMS-O, ME17.2.4 BMS-MP, ME17.2 BMS-X, Mitsubishi Melco, Eldor) das serienmäßige Mapping nicht über den Inspektionsstecker auslesen, da diese ECU-Typen diese Funktion nicht ermöglichen. Der RexXer liest hier lediglich einen Dummy mit der in der ECU hinterlegten Seriennummer aus, damit er den Zugang erhält.

Hierzu finden Sie ab sofort online eine Liste aller in der Database vorhandenen original Maps:

[BMW mit Bosch BMS-X, BMS-O und BMS-MP ECU](#)

[Ducati mit Conti M3C/M3D/M4D, Mitsubishi Melco ECU](#)

[MV Agusta mit Eldor ECU](#)

PLEASE NOTE: For some ECU Types (Continental M3C, M3D and M4D, M4C, Bosch ME.17, ME17.2.42 BMS-O, ME17.2.4 BMS-MP, ME17.2 BMS-X, Mitsubishi Melco, Eldor) the RexXer can't read out the original mapping using your OBD connector, since these ECU-types don't support this function. To gain access, the RexXer just reads out a dummy with the serial number stored in the ECU.

As of now you can find therefor a list with all in the Database available original mappings:

[BMW w/ Bosch BMS-X, BMS-O and BMS-MP ECU](#)

[Ducati w/ Conti M3C/M3D/M4D, Mitsubishi Melco ECU](#)

[MV Agusta w/ Eldor ECU](#)